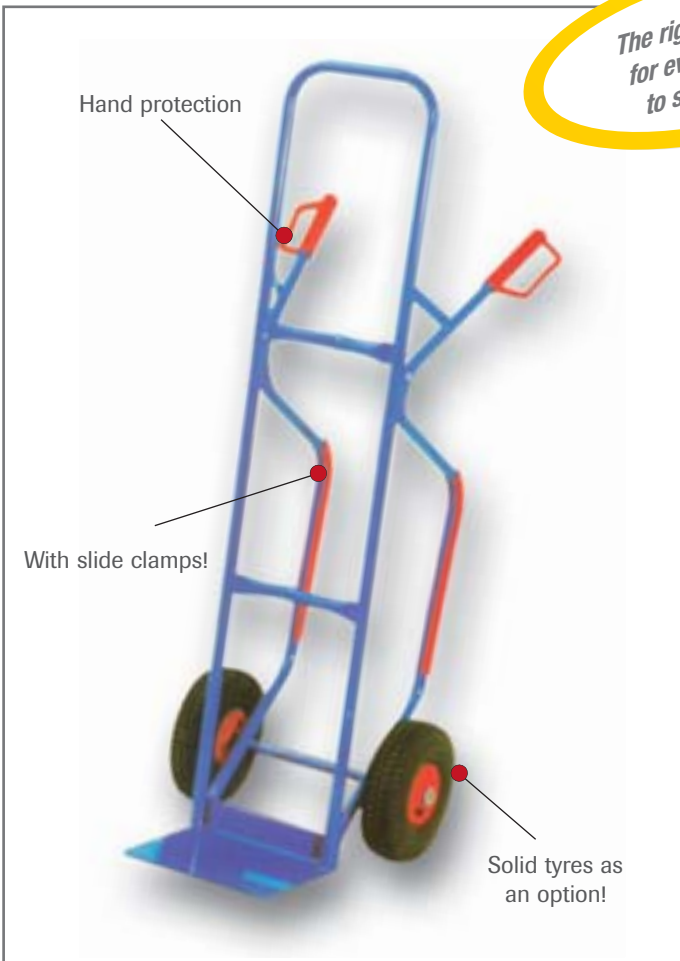


HANDLING EQUIPMENT

REF 105TA4564



The right hand trolley for every application to suit any budget!



REF 108TA8369

Small hand trolley




REF 106TA6740

Wide hand trolley

- ✓ *Solid hand trolleys at democratic prices!*
- ✓ *Pneumatic tyres with steel rims!*
- ✓ *Also available with solid rubber tyres!*
- ✓ *Hand protection!*

REF	Height (mm)	Width (mm)	Nose (mm)	Load capacity (kg)	Weight (kg)	Tyres (mm)
105TA4564	1390	500	300x250	250	10	pneumatic tyres 260x85
119TA8581	1390	500	300x250	250	10	solid tyres 250x60
108TA8369	1100	480	300x200	200	9	pneumatic tyres 260x85
119TA8885	1100	480	300x200	200	9	solid tyres 250x60
106TA6740	1130	540	400x175	200	9	pneumatic tyres 260x85
119TA8886	1090	540	400x175	200	9	solid tyres 250x60



Support brackets

Solid rubber star wheels

ideal for steps!



Folding load area extension

REF 107TA8293

Folding nose

REF 107TA8294

Stair climber

REF 107TA8292

Folding nose extension



REF 119TA8909

Triple-purpose hand trolley

- ✓ Hand trolley with folding load area extension
- ✓ Platform trolley
- ✓ Hand trolley with extra support wheels (for heavy loads)

Prevent back problems!



Support wheels

REF 119TA8908

Dual-purpose hand trolley

REF	Height (mm)	Width (mm)	Nose (mm)	Load capacity (kg)	Weight (kg)	Tyres (mm)
107TA8293	1210	615	425x80 480x360	250	15	pneumatic tyres 260x85
119TA8887	1210	615	425x80 480x360	250	15	solid tyres 250x60 castor 100 solid
107TA8294	1155	610	350x350	150	18	solid tyres 160
107TA8292	1200	610	410x320 625x330	250	15	pneumatic tyres 260x85
119TA8888	1200	610	410x320 625x330	250	15	solid tyres 250x60
119TA8909	1200	550	410x305 620x340	250	14	pneumatic tyres 260x85 castor 100 solid
119TA8908	1200	500	355x160	250	15	pneumatic tyres 260x85 castor 100 solid

REF 108TA8822



✓ *Designed for long-term intensive use!*



REF 108TA8823

High frame



REF 108TA8824

Wide load area for sacks



REF 108TA8825

Large load area for boxes



REF 108TA8827

500 kg load capacity

Lightweight steel hand trolleys!



REF 108TA8826

Uni-roller - lightweight steel hand trolley 5.5 kg!

REF	Height (mm)	Width (mm)	Nose (mm)	Load capacity (kg)	Weight (kg)	Tyres (mm)
108TA8822	1200	500	280x280	300	10	pneumatic 260x85
119TA8582	1200	500	280x280	300	10	solid 250x60
108TA8823	1350	500	280x280	300	12.5	pneumatic 260x85
119TA8583	1350	500	280x280	300	12.5	solid 250x60
108TA8824	1100	450	410x185	300	10	pneumatic 260x85
119TA8584	1100	450	410x185	300	10	solid 250x60
108TA8825	1100	475	300x475	300	13	pneumatic 260x85
119TA8896	1100	475	300x475	300	13	solid 250x60
108TA8827	1250	650	150x450	500	17	pneumatic 260x85
119TA8585	1250	650	150x450	500	17	solid 250x60
108TA8826	1000	390	310x300	100	5.5	pneumatic 200x50
119TA8897	1000	390	310x300	100	5.5	solid 200x50

REF 111TA5835



✓ *Designed for long-term intensive use!*



REF 108TA8828

High frame hand trolley



REF 108TA8829

Standard hand trolley



REF 119TA8902

Wide nose



REF 119TA8904

High frame hand trolley



REF 108TA8370

Extending chassis



REF 119TA8903

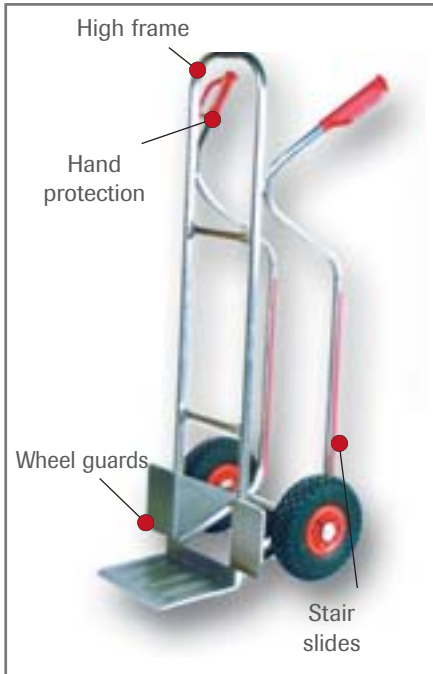
Folding nose extension

REF	Height (mm)	Width (mm)	Nose (mm)	Load capacity (kg)	Weight (kg)	Tyres (mm)
111TA5835	1300	640	300x390	300	17	pneumatic 260x85
119TA8892	1300	640	300x390	300	17	solid 250x60
108TA8828	1620	500	280x280	300	15	pneumatic 260x85
119TA8894	1620	500	280x280	300	15	solid 250x60
108TA8829	1350	500	280x280	300	13	pneumatic 260x85
119TA8893	1350	500	280x280	300	13	solid 250x60
119TA8902	1300	640	300x500	300	17	pneumatic 260x85
119TA8889	1300	640	300x500	300	17	solid 250x60
119TA8904	1500	640	300x500	300	19	pneumatic 260x85
119TA8891	1500	640	300x500	300	19	solid 250x60
108TA8370	1655 - 2155	500	300x500	250	14	pneumatic 260x85
119TA8895	1655 - 2155	500	300x500	250	14	solid 250x60
119TA8903	1500	640	390x150 / 500x300*	300	18	pneumatic 260x85
119TA8890	1500	640	390x150 / 500x300*	300	18	solid 250x60

* Folding nose

Lightweight aluminium hand trolleys!

REF 105TA4566



✓ *Aluminium hand trolleys to suit every budget!*

✓ *Extremely light to use!*



REF 107TA8297

Aluminium hand trolley



Extra compact!



REF 106TA8843

Small hand trolley

REF 107TA8295

Wide chassis

REF 105TA4565

Folding!

REF 107TA8298

Large load area for boxes

REF	Height (mm)	Width (mm)	Nose (mm)	Load capacity (kg)	Weight (kg)	Tyres (mm)
105TA4566	1225	630	270x205	250	7	pneumatic 250x75
107TA8297	1305	535	275x280	250	10.5	pneumatic 250x75
106TA8843	1215	570	270x270	250	6	pneumatic 250x75
107TA8295	1070	580	400x185	200	6	pneumatic 250x75
105TA4565	1090-760	400	350x260	100	6.8	solid 150
107TA8298	1250	510	455x220	120	10	pneumatic 250x75

- ✓ *Professional hand trolleys!*
- ✓ *Ideal for outdoor use (stainless steel)!*



REF 108TA8832

Hand trolley with stair slides



REF 108TA8833

Stair climber




REF 111TA5844

Standard aluminium hand trolley



REF 108TA8831

With folding nose



REF	Height (mm)	Width (mm)	Nose (mm)	Load capacity (kg)	Weight (kg)	Tyres (mm)
108TA8832	1350	480	295x275	200	8	pneumatic 260x85
108TA8833	1350	460	300x280	200	12.5	solid 160x40
111TA5844	1300	480	290x280	300	7	pneumatic 260x85
108TA8831	1290	470	300x300	200	7.5	pneumatic 260x85



- ✓ Professional aluminium hand trolleys!
- ✓ Very durable material!
- ✓ Interchangeable parts: modular system!



REF 107TA8277

Aluminium hand trolley



REF 107TA8281

With tilt back stair climber!



REF 111TA5845

For round loads



REF 119TA8586

Aluminium hand trolley



REF 107TA8276

Aluminium hand trolley

REF	Height (mm)	Width (mm)	Nose (mm)	Load capacity (kg)	Weight (kg)	Tyres (mm)
107TA8277	1220	530	450x190	225	12	pneumatic 250x90
107TA8281	1300	530	450x190	225	16	pneumatic 250x90
111TA5845	1220	530	260x305	225	10	pneumatic 250x90
119TA8586	1220	430	450x230	225	9	pneumatic 250x90
107TA8276	1220	430	360x190	225	16	solid 200x40



- ✓ *Gemini hand trolley for double usage*
- ✓ *Ideal for large loads*

REF 107TA8280

Gemini Senior

- ✓ Platform length: 1300 mm
- ✓ Load capacity in platform trolley configuration: 450 kg
- ✓ Solid castors: 125x30 mm

REF 107TA8279

Gemini Junior

- ✓ Platform length: 950 mm
- ✓ Load capacity in platform trolley configuration: 450 kg
- ✓ Solid castors: 125x30 mm



- ✓ *Gemini Extra large!*
- ✓ *Higher, wider chassis!*

For extra large loads!

REF 119TA8879

Gemini XL

- ✓ Chassis width: 355 mm
- ✓ Platform length: 1455 mm
- ✓ Load capacity in platform trolley configuration: 562 kg
- ✓ Platform load height: 285 mm
- ✓ Solid castors: 152x51 mm

REF	Height of hand trolley (mm)	Width of hand trolley (mm)	Nose (mm)	Load capacity hand trolley (kg)	Weight (kg)	Pneumatic tyres (mm)
107TA8280	1550	525	450x190	225	20	250x100
107TA8279	1300	525	450x190	225	20	250x100
119TA8879	1595	559	450x220	225	24.3	250x100



FRAMES



Frame no. 1

Straight back frame



Frame no. 2

Straight lattice back with extra vertical support for transporting smaller packages



Frame no. 4

Straight back frame with molded cross members: extra light.



Frame no. 5

Curved back frame for transporting rollers, barrels and other round loads

WHEELS

✓ All wheels have dual ball bearings



N° 815

Diameter: 200 mm
Works well on smooth surfaces



N° 830/1030

Diameter: 200 or 250 mm
Non-marking cushion tires



N° 1010

Diameter: 250 mm
Microcellular foam tires, never go flat. As flexible as pneumatic tyres



N° 1060

Diameter: 250 mm
Pneumatic tyres, 4 ply

HANDLES



11

U-loop handle, ergonomically designed, supports the wrist. Also available with vinyl cover for better grip and comfort



16

Standard double pistol handle for directing the hand trolley with both hands



30

Double grip handle. Available in height 1300 mm

Customize your own hand trolley!

LOAD AREAS



Type A

Width: 350 mm
Depth: 190 mm
Magnesium



Type U

Width: 450 mm
Depth: 190 mm
Magnesium



Type C

Width: 350 mm
Depth: 230 mm
Cast aluminium



Type D

Width: 450 mm
Depth: 230 mm
Cast aluminium



Type H

Width: 360 mm
Depth: 305 mm
Magnesium



Type J

Width: 300 mm - Depth: 125 mm
Cast aluminium
Also available in widths of
400 or 500 mm



Type T

Width at base: 305 mm
Width at top: 260 mm
Depth: 305 mm
Cast aluminium


*Design your ideal
hand trolley!*



REF 107TA8283

Magliner accessory bag

- ✓ Dimensions HxW: 400x300 mm
- ✓ 2 bags HxW: 250x150 + velcro closure
- ✓ 4 attachment straps



REF 107TA8286

Magliner curb ramp

- ✓ Width: 685 mm
- ✓ Length: 685 mm
- ✓ Height: up to 200 mm
- ✓ Load capacity: 200 kg
- ✓ Weight: 4 kg





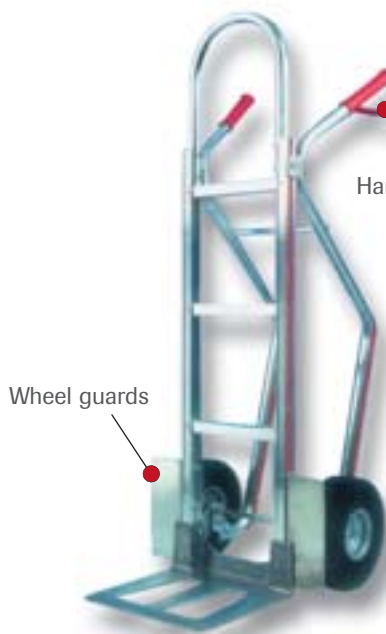
Hand protection

- ✓ Professional hand trolleys!
- ✓ With stair slides!
- ✓ Frame: 300 mm wide!



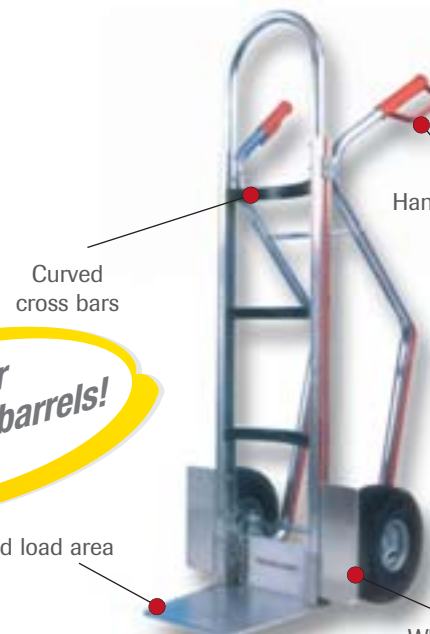
REF 108TA8521

Aluminium hand trolley



Hand protection

Wheel guards



Hand guards

Curved cross bars

Solid load area

Wheel guards

Ideal for transporting barrels!

REF 108TA8522

Aluminium hand trolley with wheel guards


REF 108TA8520

Aluminium hand trolley with solid nose

REF	Height (mm)	Width (mm)	Nose (mm)	Load capacity (kg)	Weight (kg)	Pneumatic tyres (mm)
108TA8521	1320	530	360x230	225	12	250x90
108TA8522	1320	530	360x305	225	12	250x90
108TA8520	1320	530	260x305	225	12	250x90



- ✓ *Transport of large water bottles!*
- ✓ *Professional hand trolleys!*



REF 119TA8587


Aluminium triple-purpose hand trolley

- ✓ Platform length: 1250 mm
- ✓ Platform load capacity: 450 kg
- ✓ Solid castors: 125x30 mm

Low version: load areas closer together!



Folding



REF 108TA8371

4 bottle truck

REF 120TA9755

5 bottle truck

REF 120TA9756

7 bottle truck

REF	Height (mm)	Width (mm)	Nose (mm)	Load capacity (kg)	Weight (kg)	Tyres (mm)
119TA8587	1275	525	450x190	225	19.5	pneumatic 250x90
108TA8371 4-bottle	1250	480	300x215	300	9	pneumatic 300
120TA9754 4-bottle low	1250	480	300x215	300	9	pneumatic 300
120TA9755 5-bottle	1240	530	300x300	225	13	pneumatic 250
120TA9756 7-bottle	1540	530	300x300	225	19	pneumatic 250

REF 111TA1896


Standard hand trolley



Wheel guards

- ✓ *Professional aluminium hand trolleys!*
- ✓ *Very durable material!*
- ✓ *Interchangeable parts: modular system!*

Extremely light to use!!!



Stair slides



Handle for better grip



REF 111TA1897

With stair slides

REF 111TA2242

Small hand trolley

REF 111TA2241

With extended frame

REF	Load capacity (kg)	Height (mm)	Width (mm)	Nose (mm)	Wheels (mm)	Weight (kg)	Expresso ref
111TA1896	300	1300	440	245x220	pneumatic 260	9.5	type 2 031 21
111TA1897	300	1500	440	245x220	pneumatic 260	10.5	type 2 011 21
111TA2242	200	1100	440	245x220	pneumatic 260	9	type 211 821 21
111TA2241	300	1500	440	245x220	pneumatic 260	10.5	type 2 051 21



Stainless steel

Designed for use in the chemical and food industries where water, moisture and salt are present. These stainless steel products are low-maintenance and comply with safety and hygiene standards!

STAINLESS STEEL HAND TROLLEYS



REF 111TA5852

Stainless steel hand trolley with wheel guards

REF 111TA5851

Extra solid stainless steel hand trolley!

REF	Height (mm)	Width (mm)	Nose (mm)	Load capacity (kg)	Weight (kg)	Tyres (mm)
111TA5852	1170	505	300x260	150	7.8	pneumatic
111TA5851	1100	515	350x170	150	7.7	pneumatic



- ✓ *Professional folding hand trolleys!*
- ✓ *Very versatile!*



Easy to fold up!

REF 111TA1894

Type Business



Long nose



Extremely compact!



REF 111TA5843

Type Business XL

REF	Load capacity (kg)	Weight (kg)	Nose (mm)	Height when folded/unfolded (mm)	Width when folded/unfolded (mm)	Thickness when folded (mm)	Wheels (mm)
111TA1894	125	4.5	480x220	662-1020	480-480	55	solid 200x40
111TA5843	125	4.5	480x400	712-1120	480-480	55	solid 200x40



Thickness when folded:
just **55 mm!**



Designed for use in the chemical and food industries where water, moisture and salt are present. These stainless steel products are low maintenance and comply with safety and hygiene standards!

REF 111TA5841

Stainless steel

Type Nautic

✓ Stainless steel hand trolley

- ✓ *Ultra lightweight hand trolley!*
- ✓ *Space-saving!*
- ✓ *Can be used anywhere!*

REF 111TA5842

Type Jumbo

✓ Extra large!

250 kg
load capacity!

Thickness when folded:
just **80 mm!**



Pneumatic tyres

REF	Load capacity (kg)	Weight (kg)	Nose (mm)	Height when folded/unfolded (mm)	Width when folded/unfolded (mm)	Thickness when folded (mm)	Wheels (mm)
111TA5841	125	4.5	480x400	662-1020	480-480	55	solid 200x40
111TA5842	250	12.8	570x340	870-1250	570-655	80	pneumatic 220x70



REF 108TA8830

Stair climber

- ✓ *Hand trolleys for specific applications!*
- ✓ *Available with solid or pneumatic tyres!*



REF 111TA6602

Hand trolley for chairs



REF 111TA5836

Extension handles for all welded hand trolleys




REF 119TA8905

Tube and rod transporter



REF 119TA8906

Hand trolley for tyres



Curved cross bars

REF 111TA6606

Hand trolley for rolls



REF 111TA6604

Trolley for rolls

REF	Height (mm)	Width (mm)	Nose (mm)	Load capacity (kg)	Weight (kg)	Tyres (mm)
108TA8830	1250	480	280x280	200	19.5	star wheels 160x40
111TA6602	1400	505	280x280	200	19	pneumatic 260x85
111TA6601	1400	505	280x280	200	20.8	solid 250x60
111TA5836 (extension handles)				200		
119TA8905	600	540	680	300	13	pneumatic 260x85
119TA8898	600	540	680	300	14	solid 250x60
119TA8906	1505	650	n/a	200	19.5	pneumatic 260x85
119TA8899	1505	650	n/a	200	21.1	solid 250x60
111TA6606	1400	505	280x150	350	15	pneumatic 260x85
111TA6605	1400	490	280x150	350	17	solid 250x60
111TA6604	n/a	620	1575x510	400	15	pneumatic 400x100
111TA6603	n/a	620	1575x510	400	22	solid 400x75



✓ *Every hand trolley has 1 or 2 safety chains!*



REF 107TA8306

Hand trolley for 2 gas bottles



REF 107TA8307

Hand trolley for 1 gas bottle

A hand trolley for any type of gas bottle!



For 2 bottles at once!

REF 111TA5840

For 2 x 10-litre gas bottles



REF 120TA9761

Hand trolley for 1 large gas bottle



Hand guards

REF 111TA6607

For 2 x 40 or 50 litre gas bottles

Description	REF	Load capacity	Dimensions (mm)	Wheels
For 2 bottles	107TA8306	150 kg	1050x460	Solid 200x50
For 1 bottle	107TA8307	125 kg	1150x480	Solid 200x50
For 2 bottles	111TA5840	2x10 litre	1150x480	Solid 200x50
For 2 bottles	111TA5839	2x10 litre	1150x480	Pneumatic 200x70
For 1 large bottle	120TA9761	250 kg	1400x480	Pneumatic 400x100
For 2 bottles	111TA6607	2x40/50 litre	1200x800	Pneumatic 400x100
For 2 bottles	111TA5838	2x40/50 litre	1200x800	Solid 400x70

Ultra practical!

✓ *Fork transporter for 1 or 2 forks!*



REF 107TA4780

✓ For 1 fork up to 150x50 mm

REF 107TA4781


✓ For 2 forks up to 150x70 mm

REF 111TA5958

Panel trolley

✓ Solid welded tube construction!

✓ Safe panel transport by 1 person



* See also page 50 for 4-wheeled panel trolleys

✓ *Wooden hand trolleys: bent under steam!*



REF 119TA9794

200 kg hand trolley



REF 119TA9796

250 kg hand trolley



REF 119TA9798

350 kg hand trolley




REF 119TA9800

500 kg hand trolley

REF	Load capacity (kg)	Wheels (mm)	Dimensions (mm)	Nose (mm)
111TA5957 Panel trolley/solid wheels	350	200x50	1200 tall	700x230
111TA5958 Panel trolley/pneumatic tyres	350	260x85	1200 tall	700x230
119TA9794 200kg hand trol./sol. rubber	200	200x50	400x1100	400x120
119TA9795 250kg hand trol./sol. rubber	250	250x60	620x1200	400x130
119TA9796 250kg hand trol./pneum. tyres	250	260x85	620x1200	400x130
119TA9797 350kg hand trol./sol. rubber	350	250x60	620x1200	400x130
119TA9798 350kg hand trol./pneum. tyres	350	260x85	620x1200	400x130
119TA9799 500kg hand trol./sol. rubber	500	250x60	620x1200	400x130
119TA9800 500kg hand trol./pneum. tyres	500	260x85	620x1200	400x130

Furniture movers

- ✓ Furniture moves with pivot!
- ✓ Supplied in pairs!



REF 111TA9240

Furniture roller for office boxes
Load capacity: 80 kg



REF 111TA5885

Furniture mover up to 600 kg

- ✓ Hydraulic furniture mover!
- ✓ Supplied in pairs!




REF 119TA8591

Hydraulic furniture mover

For heavy loads up to 3500 kg!

Description	REF	Load capacity per pair (kg)	Dimensions h x w x d (mm)	Wheels (mm)	Nose (mm)	Load height (mm)
Lift roller with pivot	111TA5885	600	775x570x390	Polyurethane 125x40	225x120	300
Hydraulic lift	119TA8589	1800	900x700x400	Polyurethane 150x50	600x60	100
Hydraulic lift	119TA8590	1800	1050x700x400	Polyurethane 150x50	600x60	250
Hydraulic lift	119TA8591	3500	950x700x430	Polyurethane 200x50	600x60	100

- ✓ Professional roller skates!
- ✓ 18 mm beech plywood!



REF 111TA5918

With grey non-marking wheels



REF 111TA5917

With nylon wheels



REF 119TA6780

Platform: 600x600 mm

Extra large platform!



REF 111TA5920

With nylon wheels



REF 111TA5921

With grey non-marking wheels

REF	Length and Width	Plank thickness	Load capacity (kg)	Wheels (mm)
111TA5918	600x350	18 mm plywood	500	Grey rubber 100
111TA5917	600x350	18 mm plywood	300	Nylon 100
119TA6780	600x600	18 mm plywood	500	Nylon 100
111TA5920	600x350	18 mm plywood	500	Nylon 100
111TA5921	600x350	18 mm plywood	300	Grey rubber 100



- ✓ Professional roller skates!
- ✓ 18 mm beech plywood roller skates!



REF 111TA5923

Standard roller skate



REF 111TA5922

With rubber non-slip cover



Ideal for the food industry!

REF 119TA8910

Plastic roller skate for Euronorm boxes



REF	Length and Width	Plank thickness	Load capacity (kg)	Wheels (mm)
111TA5923	500x500	18 mm plywood	400	Rubber 125
119TA8840	500x500	18 mm plywood	500	Nylon 125
111TA5922	500x500	18 mm plywood	400	Rubber 125
119TA8841	500x500	18 mm plywood	500	Nylon 125
119TA8910	600x400	n/a	275	Nylon 100


- ✓ *Lightweight platform trolleys!*
- ✓ *2 rigid castors and 2 nylon castors*



2 castors

REF 105TA4563

Foldable handle



2 castors

REF 106TA8844


Foldable handle



2 castors

REF 107TA8301

Folding



REF	Height x Length x Width (mm)	Load capacity (kg)	Weight (kg)	Wheels (mm)
105TA4563	740x480x810	150	11	100
106TA8844	870x890x615	300	21	130
107TA8301	725x420x800	150	8.5	125



- ✓ *Grey non-marking rubber wheels!*
- ✓ *2 rigid castors and 2 castors*

REF 120TA9807
Standard model with 1 handle



REF 121TA1370
With 2 foldable handles



Available in 2 sizes!

REF 120TA9809
Aluminium platform trolley

REF	L x W x H (mm)	Load area (mm)	Load capacity (kg)	Wheels (mm)	Weight (kg)
120TA9807	720x450x180	720x450	150	125	16
120TA9808	900x600x220	900x600	250	160	25
121TA1370	720x450x180	720x450	150	125	21
120TA9809	720x450x180	720x450	150	125	11
120TA9810	900x600x220	900x600	150	160	18

REF 108TA8834

Small, very versatile platform trolley!

2 fixed wheels



2 castors

✓ *2 fixed wheels and 2 castors*

REF 107TA8299

Medium-sized platform trolley



Extra large platform
1310x600 mm



REF 107TA8300

Extra large platform!

Durable aluminium platform trolley for the food industry!

Grey non-marking wheels



REF 108TA8836

Aluminium platform trolley

REF	L x W x H (mm)	Load capacity (kg)	Weight (kg)	Wheels (mm)
108TA8834	820x450x960	300	16	125
107TA8299	850x500x960	300	22	160
107TA8300	935x1310x600	300	32	160
108TA8836	1020x850x450	150	10	125

REF 120TA9757

Basic system trolley



- ✓ *Modular system*
- ✓ *Grey non-marking wheels!*
- ✓ *2 fixed wheels and 2 castors*

Large choice of different sizes!



REF 120TA9758

System trolley with 1 fixed handle



REF 120TA9766

System trolley with 2 fixed handles

REF	L x W x H (mm)	Load area (mm)	Load capacity (kg)	Wheels (mm)	Weight (kg)
120TA9757 Basic model	910x500x225	850x500	400	160	22
120TA9759 Basic model	1060x700x270	1000x700	500	200	30
120TA9760 Basic model	1260x800x270	1200x800	500	200	35
120TA9758 With fixed handle	970x500x950	850x500	400	160	24
120TA9762 With fixed handle	1120x700x990	1000x700	500	200	33
120TA9763 With fixed handle	1320x800x990	1200x800	500	200	38
120TA9764 With special handle	970x500x910	850x500	250	125	19
120TA9765 With special handle	1120x600x910	1000x600	250	125	22
120TA9766 With 2 handles	970x500x910	850x500	250	125	22
120TA9767 With 2 handles	1120x600x910	1000x600	250	125	25

- ✓ *System trolleys with wooden panels!*
- ✓ *2 fixed wheels and 2 castors*
- ✓ *Grey non-marking wheels!*



REF 120TA9768

With 1 end panel



REF 120TA9771

With 2 end panels



REF 120TA9774

With 3 panels (long panel is removable)



REF 120TA9777

With 4 panels (long panels are removable)

Panel height:
500 mm

REF	L x W x H (mm)	Load area (mm)	Load capacity (kg)	Wheels (mm)	Weight (kg)
120TA9768	970x500x950	850x500	400	160	26
120TA9769	1120x700x990	1000x700	500	200	36
120TA9770	1320x800x990	1200x800	500	200	42
120TA9771	1030x500x950	850x500	400	160	30
120TA9772	1180x700x990	1000x700	500	200	42
120TA9773	1380x800x990	1200x800	500	200	48
120TA9774	1030x500x950	800x500	400	160	34
120TA9775	1180x700x990	1000x700	500	200	46
120TA9776	1380x800x950	1200x800	500	200	54
120TA9777	1030x500x950	850x500	400	160	38
120TA9778	1180x700x990	1000x700	500	200	51
120TA9779	1380x800x990	1200x800	500	200	59



- ✓ *System trolleys with mesh grids*
- ✓ *Panel height: 500 mm*
- ✓ *Mesh 50 x 50 mm*



REF 120TA9780
With 1 end grid



REF 120TA9784
With 2 end grids



REF 120TA9788
With 3 grids (long grid is removable)



REF 120TA9792
With 4 grids (long grids are removable)

REF	L x W x H (mm)	Load area (mm)	Load capacity (kg)	Wheels (mm)	Weight (kg)
120TA9780 With 1 end grid	970x500x950	850x500	400	160	26
120TA9781 With 1 end grid	1120x600x990	1000x600	500	200	34
120TA9782 With 1 end grid	1120x700x990	1000x700	500	200	37
120TA9783 With 1 end grid	1320x800x990	1200x800	500	200	34
120TA9784 With 2 end grids	1030x500x950	850x500	400	160	30
120TA9785 With 2 end grids	1120x600x990	1000x600	500	200	38
120TA9786 With 2 end grids	1180x700x990	1000x700	500	200	42
120TA9787 With 2 end grids	1380x800x990	1200x800	500	200	48
120TA9788 With 3 grids	1030x500x950	850x500	400	160	34
120TA9789 With 3 grids	1120x600x990	1000x600	500	200	42
120TA9790 With 3 grids	1180x700x990	1000x700	500	200	46
120TA9791 With 3 grids	1380x800x990	1200x800	500	200	54
120TA9792 With 4 grids	1030x500x950	850x500	400	160	38
120TA9793 With 4 grids	1120x600x990	1000x600	500	200	47
120TA9794 With 4 grids	1180x700x990	1000x700	500	200	51
120TA9795 With 4 grids	1380x800x990	1200x800	500	200	59

✓ *System trolleys with supporting panels!*



REF 120TA9796

Handle trolley



REF 120TA9799

Bin trolley with 4 low panels



REF 120TA9802

Handle trolley with 2 wooden side panels (750 mm)



REF 120TA9805

Handle trolley with steel grids (750 mm)

REF	L x W x H (mm)	Load area (mm)	Load capacity (kg)	Wheels (mm)	Weight (kg)	
120TA9796	Handle trolley	910x500x985	850x500	400	160	29
120TA9797	Handle trolley	1060x700x1025	1000x700	500	200	40
120TA9798	Handle trolley	1260x800x1025	1200x800	500	200	44
120TA9799	Bin trolley	970x500x950	850x500	400	160	30
120TA9800	Bin trolley	1120x700x990	1000x700	500	200	40
120TA9801	Bin trolley	1320x800x990	1200x800	500	200	46
120TA9802	2 wooden side panels	1060x700x1025	1000x700	500	200	45
120TA9803	2 wooden side panels	1260x800x1025	1200x800	500	200	54
120TA9804	2 wooden side panels	1060x600x1025	1000x600	500	200	42
120TA9805	2 tube panels	1060x700x1025	1000x700	500	200	42
120TA9806	2 tube panels	1260x800x1025	1200x800	500	200	48

✓ *Lightweight table trolleys up to 250 kg!*



REF 108TA8372

Table trolley with 2 shelves



REF 108TA8374

Table trolley with 3 shelves



*Load capacity
up to 250 kg!!*

REF 111TA5914

Table trolley with 2 shelves

Description	REF	Platform dim. (mm)	Height (mm)	Distance between shelves (mm)	Load capacity (kg)	Weight (kg)	Wheels (mm)
Trolley with 2 shelves	108TA8372	740x480	860	470	150	17	100
Trolley with 3 shelves	108TA8374	740x480	860	225	150	21	100
Trolley with 2 shelves	111TA5914	1000x600	1030	600	250	17	125

- ✓ *Table trolley for light and heavy loads!*
- ✓ *Available in 2 dimensions!*



REF 119TA8588

2 shelves

*Load height:
With wheels ø 160 mm:: 225 mm
With wheels ø 200 mm:: 265 mm
With pneumatic tyres: 280 mm*



REF 108TA8853

2 shelves + rim



REF 108TA8854

2 shelves

*Load capacity
up to 500 kg!!*



Description	REF	Platform dim. (mm)	Height (mm)	Distance between shelves (mm)	Load capacity (kg)	Weight (kg)	Wheels (mm)
Trolley with 2 shelves	119TA8588	850x500	930	550	250	28	160
Trolley with 2 shelves	119TA8852	1000x600	930	550	250	30	160
2 shelves 1 rim	119TA8853	850x500	930	275	250	32	160
2 shelves 1 rim	108TA8853	1000x600	930	275	250	42	160
Trolley with 2 shelves	108TA8854	1000x700	900	635	500	58	200
Trolley with 2 shelves	119TA8854	1200x800	900	635	500	69	200



Galvanized

- ✓ *Table trolleys for heavy loads!*
- ✓ *Available in 2 or 3 sizes!*

Better rust proofing!



REF 120TA9873
2 galvanized load areas



REF 120TA9875
2 wooden load areas



REF 120TA9878
3 shelves



REF 120TA9880
4 shelves

REF	L x W x H (mm)	Load area (mm)	Load capacity (kg)	Wheels (mm)	Weight (kg)
120TA9873 Height: 275/905 2 galv. load areas	1015x700x905	1000x700	500	200	44
120TA9874 Height: 275/905 2 galv. load areas	1215x800x905	1200x800	500 (200 on top shelf)	200	50
120TA9875 Height: 275/905 2 galv. load areas	1015x600x905	1000x600	500 (200 on top shelf)	200	47
120TA9876 Height: 275/905 2 wooden load areas	1015x700x905	1000x700	500	200	52
120TA9877 Height: 275/905 2 wooden load areas	1215x800x905	1200x800	500	200	61
120TA9878 Height: 275/905 3 wooden load areas	1015x700x905	1000x700	500	200	70
120TA9879 H: 275/590/905 3 wooden load areas	1215x800x905	1200x800	500	200	82
120TA9880H: 275/590/905/1220 4 wooden load areas	1015x700x1220	1000x700	500	200	88
120TA9881H: 275/590/905/1220 4 wooden load areas	1215x800x1220	1200x800	500	200	107

TRUCKS AND TROLLEYS HEAVY-DUTY TABLE TROLLEYS

✓ *Table trolleys with steel shelves!*



REF 120TA9882

With 40 mm rim



REF 120TA9885

With 25 mm rim



REF 120TA9883

With 40 mm rim

*Steel table trolleys
with grey non-marking
wheels!*



REF 120TA9886

With oil-tight tray



Grid
Drain tap

REF 120TA9887

With dRAINTAP and grid

REF	Load area (mm)	Load capacity (kg)	Wheels (mm)	Weight (kg)
120TA9882 With 2 load areas	850x500	400	160	30
121TA1029 With 2 load areas	1000x700	400	200	41
120TA9885 With 2 load areas	1000x600	250	125	29
120TA9883 With 3 load areas	850x500	400	160	37
120TA9884 With 3 load areas	1000x700	400	200	51
120TA9886 With 2 load areas	1000x600	250	125	42
120TA9887 With 2 load areas	1000x600	250	125	52



- ✓ *Table trolleys for loads of up to 250 kg!*
- ✓ *Load areas with or without rims (60 mm)!*
- ✓ *Choice of 2 sizes!*



REF 120TA9813

With 2 load areas



REF 120TA9815

With 3 load areas



REF 120TA9817

**With 3 load areas
(rim 60 mm)**



REF 120TA9819

With 2 load areas



REF 120TA9821

2 load areas with rim



REF 120TA9823

3 load areas with rim

REF	Description	L x W x H (mm)	Load area (mm)	Load capacity (kg)	Wheels (mm)	Weight (kg)
120TA9813	2 load areas	850x500x950	850x500	250	160	36
120TA9814	2 load areas	1000x600x950	1000x600	250	160	39
120TA9815	3 load areas	850x500x950	850x500	250	160	42
120TA9816	3 load areas	1000x600x950	1000x600	250	160	45
120TA9817	3 load areas, 1 with rim	850x500x950	850x500	250	160	43
120TA9818	3 load areas, 1 with rim	1000x600x950	1000x600	250	160	46
120TA9819	2 load areas, 1 with rim	850x500x950	850x500	250	160	37
120TA9820	2 load areas, 1 with rim	1000x600x950	1000x600	250	160	40
120TA9821	2 load areas, 2 with rim	850x500x950	850x500	250	160	43
120TA9822	2 load areas, 2 with rim	1000x600x950	1000x600	250	160	46
120TA9823	3 load areas, 3 with rim	850x500x950	850x500	250	160	49
120TA9824	3 load areas, 3 with rim	1000x600x950	1000x600	250	160	52

- ✓ *High shelf trolleys for loads up to 250 kg!*
- ✓ *Load areas with or without rims (160 mm)!*



REF 120TA9825

3 shelves



REF 120TA9827

5 shelves

Larger sizes available!



REF 120TA9829

3 shelves with rim



REF 120TA9831

5 shelves with rim

REF	L x W x H (mm)	Load area (mm)	Load capacity (kg)	Wheels (mm)	Weight (kg)
120TA9825 3 shelves	850x500x1495	850x500	250	160	46
120TA9826 3 shelves	1000x600x1495	1000x600	250	160	49
120TA9827 5 shelves	850x500x1495	850x500	250	160	58
120TA9828 5 shelves	1000x600x1495	1000x600	250	160	61
120TA9829 3 shelves with rim	850x500x1495	850x500	250	160	52
120TA9830 3 shelves with rim	1000x600x1495	1000x600	250	160	61
120TA9831 5 shelves with rim	850x500x1495	850x500	250	160	64
120TA9832 5 shelves with rim	1000x600x1495	1000x600	250	160	77



Adjustable load areas !

✓ *High shelf trolleys for loads up to 500 kg!*

Panel height: 930 mm

Panel height: 1530 mm



REF 120TA9833

2 grids - 3 shelves



REF 120TA9835

3 grids - 3 shelves



REF 120TA9837

2 grids - 4 shelves



REF 120TA9839

2 grids - 5 shelves

Panel height:
1530 mm



REF 120TA9841

3 grids - 4 shelves

Panel height:
1530 mm



REF 120TA9843

3 grids - 5 shelves

REF	L x W x H (mm)	Load area (mm)	Load capacity (kg)	Wheels (mm)	Weight (kg)	
120TA9833	2 grids - 3 shelves	1013x700x1200	1000x700	500	200	73
120TA9834	2 grids - 3 shelves	1213x800x1200	1200x800	500	200	88
120TA9835	3 grids - 3 shelves	1013x700x1200	1000x700	500	200	81
120TA9836	3 grids - 3 shelves	1213x800x1200	1200x800	500	200	96
120TA9837	2 grids - 4 shelves	1013x700x1800	1000x700	500	200	95
120TA9838	2 grids - 4 shelves	1213x800x1800	1200x800	500	200	112
120TA9839	2 grids - 5 shelves	1013x700x1800	1000x700	500	200	105
120TA9840	2 grids - 5 shelves	1213x800x1800	1200x800	500	200	127
120TA9841	3 grids - 4 shelves	1013x700x1800	1000x700	500	200	105
120TA9842	3 grids - 4 shelves	1213x800x1800	1200x800	500	200	124
120TA9843	3 grids - 5 shelves	1013x700x1800	1000x700	500	200	117
120TA9844	3 grids - 5 shelves	1213x800x1800	1200x800	500	200	139

- ✓ Parcel trolleys with load capacity up to 500 kg
- ✓ Grid height: 1530 mm
- ✓ Height of load area: 270 mm



Grey non-marking wheels

REF 120TA9845

Parcel trolley with 3 grids



Fourth grid can be hooked on

Grey non-marking wheels

REF 120TA9847

Parcel trolley with 4 grids

REF	L x W x H (mm)	Load area (mm)	Load capacity (kg)	Wheels (mm)	Weight (kg)
120TA9845 3 grids	1013x700x1800	1000x700	500	200	68,5
120TA9846 3 grids	1213x800x1800	1200x800	500	200	78
120TA9847 4 grids	1013x700x1800	1000x700	500	200	127
120TA9848 4 grids	1213x800x1800	1200x800	500	200	151



- ✓ *Shelf trolleys with adjustable shelves:
sloping load areas 18°!*
- ✓ *Load capacity up to 400 kg!*
- ✓ *Load capacity per shelf: 80 kg!*



REF 120TA9851
3 shelves



REF 120TA9849
2 shelves

Sloping panels



REF 120TA9853
4 shelves

TRUCKS AND TROLLEYS SHELF TROLLEYS

REF	L x W x H (mm)	Load area (mm)	Load capacity (kg)	Wheels (mm)	Weight (kg)
120TA9851 3 load areas	1513x550x1535	1320x540	250	160	93
120TA9852 3 load areas	1763x650x1535	1570x640	400	200	101
120TA9849 2 load areas	1513x550x1235	1320x540	250	160	68
120TA9850 2 load areas	1763x650x1235	1570x640	400	200	79
120TA9853 4 load areas	1513x550x1815	1320x540	250	160	113
120TA9854 4 load areas	1763x650x1815	1570x640	400	200	122
120TA9855 Extra load area: small		1320x540	80		
120TA9856 Extra load area: large		1570x640	80		

✓ *Mesh-grid and bin trolleys for loads up to 500 kg!*



REF 119TA8857

Mesh-grid trolley with 3 panels
✓ Mesh size: 40 mm



Can be locked with cylinder lock!

REF 119TA8859

Mesh-grid trolley with doors
✓ Mesh size: 40 mm

Description	REF	Platform dim. (mm)	Height (mm)	Load capacity (kg)	Weight (kg)	Wheels (mm)
Mesh-panel trolley	119TA8857	1000x700	1785	500	98	200
Mesh-panel trolley	119TA8858	1200x800	1785	500	120	200
Mesh-panel trolley with doors	119TA8859	1000x700	1785	500	140	200
Mesh-panel trolley with doors	119TA8860	1200x800	1785	500	155	200



REF 121TA1032

Bin trolley with mesh grids



REF 121TA1034

Bin trolley with wooden grids



REF 121TA1036

Bin trolley with lid



REF 121TA1038

Bin trolley with lid

REF	L x W x H (mm)	Load area (mm)	Load capacity (kg)	Wheels (mm)	Weight (kg)
121TA1032 Mesh-grid bin trolley	1060x715x1075	1000x700	500	200	54
121TA1033 Mesh-grid bin trolley	1260x815x1075	1200x800	500	200	64
121TA1034 Wooden bin trolley	1060x715x1075	1000x700	500	200	91
121TA1035 Wooden bin trolley	1260x815x1075	1200x800	500	200	101
121TA1036 Mesh-grid bin trolley	1130x725x1120	1000x700	500	200	74
121TA1037 Mesh-grid bin trolley	1330x825x1120	1200x800	500	200	81
121TA1038 Wooden bin trolley	1130x725x1120	1000x700	500	200	95
121TA1039 Wooden bin trolley	1330x825x1120	1200x800	500	200	104

✓ *Cupboard trolleys with numerous variations!*



REF 120TA9861

2 load areas - 1 cupboard



REF 120TA9858

2 load areas - 2 cupboards



Rim 80 mm

REF 120TA9859

3 load areas -
1 drawer element

Rim 80 mm



REF 120TA9864

2 load areas - 1 cupboard

Work table with rim (80 mm)!



REF 120TA9863

3 load areas - 1 cupboard

REF	L x W x H (mm)	Load area (mm)	Load capacity (kg)	Wheels (mm)	Weight (kg)	
120TA9861	2 load areas / 1 cupboard	1015x600x865	1000x600	500	200	73
120TA9858	2 cupboards	1130x600x1050	1000x600	250	125	69
120TA9857	3 load areas / 1 cupboard	1130x600x1050	1000x600	250	125	61
120TA9859	3 load areas / 1 drawer element	1130x600x1050	1000x600	250	125	78
120TA9860	1 drawer element / 1 cupboard	1130x600x1050	1000x600	250	125	87
120TA9864	2 load areas / rim	1120x640x930	1120x625	400	160	66
120TA9863	3 load areas / rim	1120x640x930	1120x625	400	160	68

With or without 80 mm rim!

✓ Equipped with grey non-marking wheels



REF 120TA9865

3 load areas - 1 drawer element



REF 120TA9866

1 drawer element - 1 cupboard



REF 120TA9867

1 drawer element - 1 cupboard



REF 120TA9868

1 drawer element - 1 cupboard



REF 120TA9871

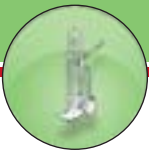
Ancillary unit with cupboard



REF 120TA9872

Ancillary unit with drawer element

REF	L x W x H (mm)	Load area (mm)	Load capacity (kg)	Wheels (mm)	Weight (kg)	
120TA9865	3 load areas	1120x640x930	1120x625	400	160	86
120TA9866	1 load area	1120x640x930	1120x625	400	160	94
120TA9867	4 drawer / cupboard	1080x590x920	985x590	400	160	70
120TA9869	4 drawer / cupboard / rim	1080x590x920	985x590	400	160	75
120TA9868	6 drawer / cupboard	1080x590x920	985x590	400	160	70
120TA9870	6 drawer / cupboard / rim	1080x590x920	985x590	400	160	75
120TA9871	ancillary unit with cupboard	500x600x795	500x600	150	125	-
120TA9872	ancillary unit with 4 drawer	500x600x795	500x600	150	125	-



Up to 1200 kg
load capacity!

- ✓ *Stanchion trolleys for heavy loads!*
- ✓ *Removable stanchions and side grids*
- ✓ *Removable wooden floor*



REF 120TA9888
Basic model



REF 120TA9894
Stanchions 600 mm high



REF 120TA9900
1 end grid 800 mm



REF 120TA9906
2 end grids 800 mm



REF 120TA9912
3 grids 800 mm



REF 120TA9918
4 grids 800 mm

Ref. load capacity 500 kg		Ref. load capacity 1200 kg		Load area (mm)	Wheels (mm)
120TA9888	basic model	120TA9889	basic model	1300x800	200 - solid rubber
120TA9890	basic model	120TA9891	basic model	1600x800	200 - solid rubber
120TA9892	basic model	120TA9893	basic model	2000x800	200 - solid rubber
120TA9894	4 stanchions	120TA9895	4 stanchions	1300x800	200 - solid rubber
120TA9896	4 stanchions	120TA9897	4 stanchions	1600x800	200 - solid rubber
120TA9898	4 stanchions	120TA9899	4 stanchions	2000x800	200 - solid rubber
120TA9900	1 end grid	120TA9901	1 end panel	1300x800	200 - solid rubber
120TA9902	1 end grid	120TA9903	1 end panel	1600x800	200 - solid rubber
120TA9904	1 end grid	120TA9905	1 end panel	2000x800	200 - solid rubber
120TA9906	2 end grids	120TA9907	2 end panels	1300x800	200 - solid rubber
120TA9908	2 end grids	120TA9909	2 end panels	1600x800	200 - solid rubber
120TA9910	2 end grids	120TA9911	2 end panels	2000x800	200 - solid rubber
120TA9912	3 grids	120TA9913	3 panels	1300x800	200 - solid rubber
120TA9914	3 grids	120TA9915	3 panels	1600x800	200 - solid rubber
120TA9916	3 grids	120TA9917	3 panels	2000x800	200 - solid rubber
120TA9918	4 grids	120TA9919	4 panels	1300x800	200 - solid rubber
120TA9920	4 grids	120TA9921	4 panels	1600x800	200 - solid rubber
120TA9922	4 grids	120TA9923	4 panels	2000x800	200 - solid rubber

TRUCKS AND TROLLEYS STANCHION TROLLEYS

REF 116TA5550

Nesting Cash & Carry trolley



Easily nested!



REF 120TA9924

Warehouse four-wheeler with tube platform



REF 120TA9925

Warehouse four-wheeler wooden platform



REF 120TA9926

Warehouse three-wheeler wooden platform



REF 120TA9927

Warehouse four-wheeler 2 wooden platforms



REF 120TA9928

Warehouse four-wheeler for Euronorm boxes

REF	L x W x H (mm)	Load area (mm)	Load capacity (kg)	Wheels (mm)	Weight (kg)	
116TA5550	Cash & carry trolley	n/a	850x500	500	160	
119TA8848	Cash & carry trolley	n/a	1000x700	500	200	
120TA9924	Tube platform	860x500x900	600x500	250	125	10
120TA9925	Wooden platform	860x500x900	600x500	250	125	12
120TA9926	3 wheels	860x500x900	600x500	150	125	11
120TA9927	2 platforms	860x500x900	600x500	250	125	15
120TA9928	Without box	860x410x900	610x410	250	125	11
120TA9929	With box (plastic)	860x410x900	610x410	250	125	13

- ✓ *Board trolleys for heavy loads!*
- ✓ *Solid welded tube constructions!*
- ✓ *Safe board transport by 1 person!*

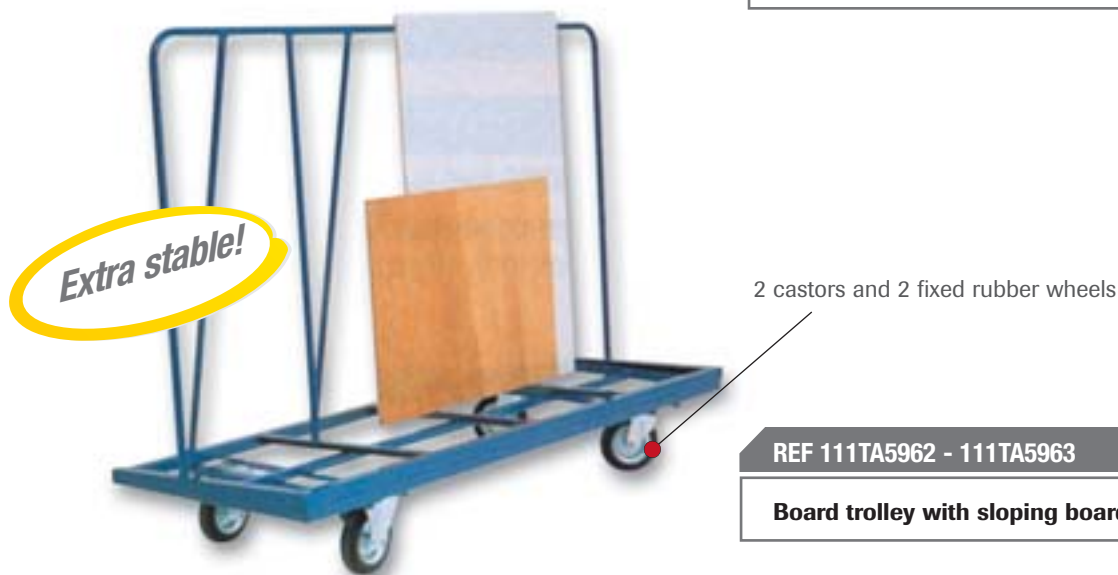


REF 121TA1030

Board trolley 1000 x 700 mm

REF 121TA1031

Board trolley 1200 x 800 mm



REF 111TA5962 - 111TA5963

Board trolley with sloping board support

Description	REF	Load capacity (kg)	Load area (mm)	Handle height (mm)	Load height (mm)	Wheels
2 adjustable handles	121TA1030	500	1000x700	-	-	solid 200x50
2 adjustable handles	121TA1031	500	1200x800	-	-	solid 200x50
Sloping board support	111TA5962	500	2250x430	1175	290	solid 200x50
Sloping board support	111TA5963	1000	2250x430	1175	300	solid 200x50

REF 111TA5879

Without side panel



✓ *Hand trailers on 2 or 4 wheels!*

✓ *Available in different sizes*

REF 111TA5882

With side panel



REF	Load area (mm)	Load capacity (kg)	Up to dimensions (mm)	Wheel dimensions (mm)
Without side panel				
111TA5879	800x500	200	1390x760	pneumatic 315x55
111TA5880	800x600	300	1450x860	pneumatic 400x100
111TA5881	1200x600	300	1850x860	pneumatic 400x100
With side panel				
111TA5882	800x500	200	1390x760	pneumatic 315x55
111TA5883	800x600	300	1450x860	pneumatic 400x100
111TA5884	1200x600	300	1850x860	pneumatic 400x100

REF 111TA5855

Without side panel



REF 111TA5873

With high panels



REF 111TA5864

With low panels



Ref. without side panel	Ref. with side panel 250 mm	Ref. with side panel 400 mm	Load capacity (mm)	Load area (mm)	Load height (mm)	Wheels	Wheel dim. (mm)
111TA5855	111TA5864	-	500	1200x800	455	solid	250x60
111TA5856	111TA5865	-	500	1200x800	460	pneumatic	260x85
111TA5857	111TA5866	-	500	1200x800	530	pneumatic	400x100
111TA5858	111TA5867	111TA5873	750	1600x800	480	solid	300x50
111TA5859	111TA5868	111TA5874	750	1600x800	530	pneumatic	400x100
111TA5860	111TA5869	111TA5875	1250	2000x1000	530	solid	400x75
111TA5861	111TA5870	111TA5876	1250	2000x1000	530	pneumatic	400x100
111TA5862	111TA5871	111TA5877	1250	2400x1200	530	solid	400x75
111TA5863	111TA5872	111TA5878	1250	2400x1200	530	pneumatic	400x100

Designed for use in the chemical and food industries where water, moisture and salt are present. These stainless steel products are low-maintenance and comply with safety and hygiene standards!

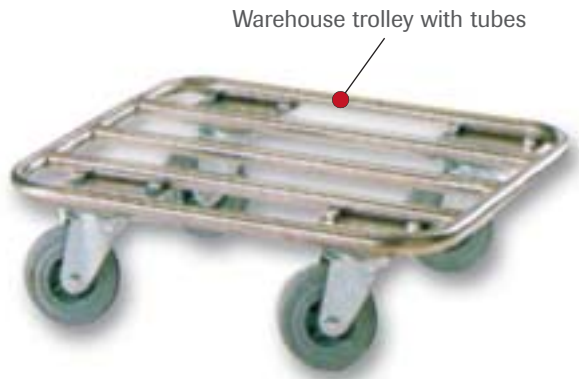
Stainless steel!

✓ Available with stainless steel or galvanized bearings!



REF 111TA5886

Roller skate with platform



REF 111TA5887

Roller skate with stainless steel tubes



REF 111TA5890

Warehouse four-wheeler with platform
111TA5891 Warehouse four-wheeler with stainless steel tubes

REF	Load area	L x W x H (mm)	Capacity (kg)	Wheel version
111TA5886	with platform	600 x 500 x 185	400	4 castors/galv. bearings
111TA5887	with tubes	600 x 500 x 187	400	4 castors/galv. bearings
111TA5888	with platform	600 x 500 x 185	400	4 castors/stainless steel bearings
111TA5889	with tubes	600 x 500 x 187	400	4 castors/stainless steel bearings
111TA5891	with tubes	905 x 500 x 1000	400	2 castors, 2 fixed wheels./galv. bear.
111TA5890	with platform	905 x 500 x 1000	400	2 castors., 2 fixed wheels/galv. bear.
111TA5893	with tubes	905 x 500 x 1000	400	2 castors, 2 fixed wheels/stainless steel bearings
111TA5892	with platform	905 x 500 x 1000	400	2 castors, 2 fixed wheels/stainless steel bearings

Stainless steel



- ✓ For load of 400 to 500 kg!
- ✓ Available in 2 dimensions

REF 111TA5902

Platform trolley with tube platform

REF	Load capacity (kg)	Load area (mm)	Load height (mm)	Ø Wheel (mm)	Wheel type (mm)
111TA5902	400	850x500	220	160	Solid rubber
111TA5903	400	850x500	220	150	Polyamide
111TA5904	500	1000x700	260	200	Solid rubber
111TA5905	500	1000x700	260	200	Polyamide



REF 111TA5906

Platform trolley with 2 mm CNS tin plate support

REF	Load capacity (kg)	Load area (mm)	Load height (mm)	Ø Wheel (mm)	Wheel type (mm)	Casing and bearing
111TA5906	400	850x500	222	160	Solid rubber	Galvanized
111TA5907	400	850x500	222	150	Polyamide	Galvanized
111TA5908	500	1000x700	262	200	Solid rubber	Galvanized
111TA5909	500	1000x700	262	200	Polyamide	Galvanized



REF 111TA5910

Platform trolley with 15 mm plastic support

REF	Load capacity (kg)	Load area (mm)	Load height (mm)	Ø Wheel (mm)	Wheel type (mm)	Casing and bearing
111TA5910	400	850x500	235	160	Solid rubber	Galvanized
111TA5911	400	850x500	235	150	Polyamide	Galvanized
111TA5912	500	1000x700	275	200	Solid rubber	Galvanized
111TA5913	500	1000x700	275	200	Polyamide	Galvanized



*Tube platform:
better!!*

✓ *Available with stainless steel or galvanized bearings!*



Stainless steel

REF 111TA5894

Platform trolley stainless steel with tubes

*2 fixed wheels and
2 castors*

REF 111TA5898

Platform trolley stainless steel with platform



TRUCKS AND TROLLEYS STAINLESS STEEL

REF	Load area (mm)	L x W x H (mm)	Capacity (kg)	Wheel version
111TA5894	850 x 500	940 x 500 x 855	400	galvanized bearings Ø125
111TA5895	1000 x 700	1100 x 700 x 890	400	galvanized bearings Ø160
111TA5896	850 x 500	940 x 500 x 855	400	stainless steel bearings Ø125
111TA5897	1000 x 700	1100 x 700 x 890	400	stainless steel bearings Ø160
111TA5898	850 x 500	940 x 500 x 855	400	galvanized bearings Ø125
111TA5899	1000 x 700	1100 x 700 x 890	400	galvanized bearings Ø160
111TA5900	850 x 500	940 x 500 x 855	400	stainless steel bearings Ø125
111TA5901	1000 x 700	1100 x 700 x 890	400	stainless steel bearings Ø160

Stainless steel

✓ *Also available with stainless steel or galvanized bearings!*



REF 111TA5924

With 1 handle



REF 111TA5928

With 2 handles

REF	Load area (mm)	L x W x H (mm)	Capacity (kg)	Wheel version
111TA5924	840x480	945x250x855	400	ø125 galvanized bearings
111TA5925	840x480	945x250x855	400	ø125 stainless steel bearings
111TA5926	1000x680	1105x705x890	400	ø160 galvanized bearings
111TA5927	1000x680	1105x705x890	400	ø160 stainless steel bearings
111TA5928	840x480	1040x505x855	400	ø125 galvanized bearings
111TA5929	840x480	1040x505x855	400	ø125 stainless steel bearings
111TA5930	1000x680	1200x705x890	400	ø160 galvanized bearings
111TA5931	1000x680	1200x705x890	400	ø160 stainless steel bearings

2 fixed wheels and 2 castors



REF 111TA5932

Serving trolley with 2 shelves



REF 111TA5936

Serving trolley with 3 shelves

REF	Load area (mm)	L x W x H (mm)	Capacity (kg)	Wheel version
111TA5932	840x480	1040x505x855	400	ø125 galvanized bearings
111TA5933	840x480	1040x505x855	400	ø125 stainless steel bearings
111TA5934	1000x680	1200x705x809	400	ø160 galvanized bearings
111TA5935	1000x680	1200x705x809	400	ø160 stainless steel bearings
111TA5936	840x480	1040x505x855	400	ø125 galvanized bearings
111TA5937	840x480	1040x505x855	400	ø125 stainless steel bearings
111TA5938	1000x680	1200x705x890	400	ø160 galvanized bearings
111TA5939	1000x680	1200x705x890	400	ø160 stainless steel bearings

Stainless steel

✓ *Stainless steel serving trolleys with 2 or 3 load areas*



REF 111TA6600

**Serving trolley with 2 load areas
2 rigid castors and 2 castors**

- ✓ Capacity: 160kg
- ✓ Height of top shelf: 895 mm
- ✓ Distance between shelves: 585 mm
- ✓ Work surfaces: 1000x600 mm

111TA5942 Trolley with 4 castors

Reinforced frame

Rounded corners for easy cleaning

Grey non-marking rubber tyres



With bumpers

Reinforced frame

Grey non-marking rubber tyres

REF 111TA5941

**Serving trolley with 3 load areas
2 rigid castors and 2 castors**

- ✓ Capacity: 200kg
- ✓ Height of top shelf: 895 mm
- ✓ Distance between shelves: 275 mm
- ✓ Work surfaces: 1000x600 mm

111TA5943 Trolley with 4 castors



REF 111TA5944

Waste container
405x215x520 mm



REF 121TA1383

Cutlery tray
325x175x150 mm

Stainless steel

- ✓ Choice between different sizes
- ✓ Stainless steel serving trolley with up to 5 load areas



REF 111TA5947

Serving trolley with 2 shelves
Capacity: 80 kg



REF 111TA5950

Serving trolley with 3 shelves
Capacity: 100 kg



REF 111TA5953

Serving trolley with 4 shelves
Capacity: 120 kg

Serving trolley with 5 shelves!!



REF 111TA5955

Serving trolley with 5 shelves
Capacity: 120 kg

REF	Load area	L x W x H (mm)	Distance between work surfaces (mm)	Number of shelves	Total height (mm)
111TA5947	600x400	700x500x950	585	2	845
111TA5948	800x500	900x600x950	585	2	845
111TA5949	900x550	1000x650x950	585	2	845
111TA5950	600x400	700x500x950	275	3	845
111TA5951	800x500	900x600x950	275	3	845
111TA5952	900x550	1000x650x950	275	3	845
111TA5953	800x500	900x600x1290	285	4	1185
111TA5954	900x550	1000x650x1290	285	4	1185
111TA5955	800x500	900x600x1290	205	5	1185
111TA5956	900x550	1000x650x1290	205	5	1185