

- ✓ *Three models, infinite possibilities!*
- ✓ *AC motor - ATC on-board computer - Friction Force!*
- ✓ *Only available in Belgium and Luxembourg!*



Domino - LPLL 1450 - 2000 kg

Versatile, compact unit

- ✓ Choice between 1.4/1.8/2 tonnes
- ✓ 24 V - 180/230/250 Ah battery

Rapido - LPLP 2000 - 2500 kg

Powerful ride-on pallet truck

- ✓ Choice between 2/2.5 tonnes
- ✓ 24 V - 400/600 Ah battery
- ✓ Folding platform with side arms



Twin - LEHcE 1250 kg

2 pairs of forks carry twice as much!

- ✓ Lifting capacity: 1.6 tonnes on forks
1.25 tonnes on straddle lift
- ✓ 24 V - 250 Ah battery
- ✓ Lift height: 1690/1790/2090 mm





**Electric lifting
and transport!**

- ✓ *Up to 1400 kg*
- ✓ *Compact*
- ✓ *Built-in battery and charger*
- ✓ *CX14 Plus series: with traction battery for intensive use*
- ✓ *Available with shorter forks or in wide version*



REF 108TA8969

SERIES CX14
Electric lifting and transport



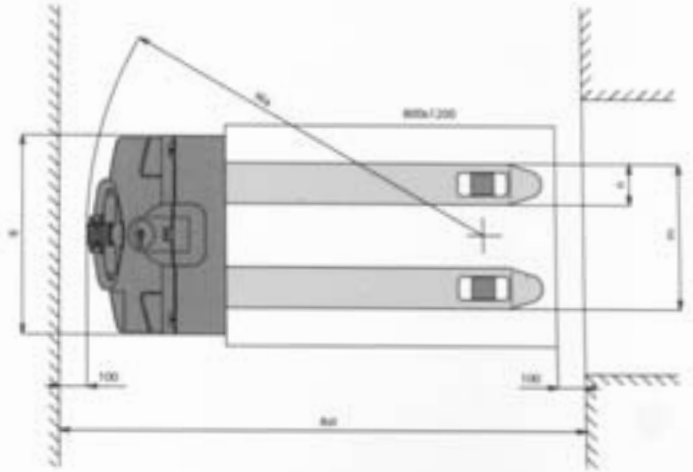
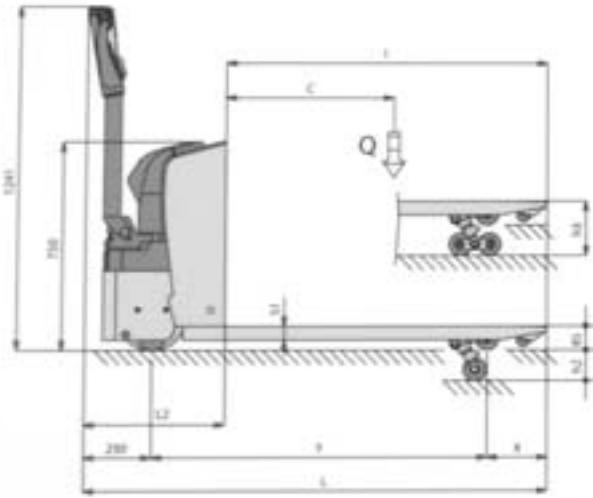
Operation:
Battery indicator and hour counter Dual control (for left and right handers) Safety button and horn



Optional:
Plus version with traction battery for intensive use



Adjustable support wheels for greater stability and easy to drive on uneven surfaces



REF	108TA8967	108TA8968	108TA8969	108TA8970	111TA4240	111TA4241	111TA4242	111TA4243
Features	CX 14 1150X525	CX 14 1150X685	CX 14 1150X525 PLUS	CX 14 1150X685 PLUS	CX 14 1000X525	CX 14 1000X685	CX 14 1000X525 PLUS	CX 14 1000X685 PLUS
Lifting capacity (kg)	Q	1400	1400	1400	1400	1400	1400	1400
Load centre of gravity (mm)	C	600	600	600	600	600	600	600
Lift height (mm)	h3	200	200	200	200	200	200	200
Free lift (mm)	h2	115	115	115	115	115	115	115
Fork length (mm)	l	1150	1150	1150	1150	1000	1000	1000
Width x thickness of forks (mm)	nXS1	150x50	150x50	150x50	150x50	150x50	150x50	150x50
Total length (mm)	L	1650	1650	1650	1650	1500	1500	1500
Control length (mm)	L2	500	500	500	500	500	500	500
Width (mm)	W	720	720	720	720	720	720	720
Width over forks (mm)	m	525	685	525	685	525	685	525
Turning circle (mm)	Wa	1435	1435	1435	1435	1285	1285	1285
Aisle width 800x1200 (mm)	Ast	1900	1900	1900	1900	1750	1750	1750
Speed with/without load (km/h)		4.5/4.7	4.5/4.7	4.5/4.7	4.5/4.7	4.5/4.7	4.5/4.7	4.5/4.7
Lift with/without load (m/s)		0.02/0.03	0.02/0.03	0.02/0.03	0.02/0.03	0.02/0.03	0.02/0.03	0.02/0.03
Lower with/without load (m/s)		0.04	0.04	0.04	0.04	0.04	0.04	0.04
Max.incline with/without load (%)		5/10	5/10	5/10	5/10	5/10	5/10	5/10
Own weight with battery (kg)		203	207	246	250	199	203	242
Point load: with load (driver/load) (kg)		562/1041	565/1042	599/1047	602/1048	561/1038	564/1039	598/1044
Point load: without load (driver/load) (kg)		170/33	173/34	207/39	210/40	169/30	172/31	206/36
Steering/fork wheels		2+1/2	2+1/2	2+1/2	2+1/2	2+1/2	2+1/2	2+1/2
Steering/fork wheels (No)		P+G/P	P+G/P	P+G/P	P+G/P	P+G/P	P+G/P	P+G/P
Dimensions drive wheel (mmØ)		250x76	250x76	250x76	250x76	250x76	250x76	250x76
Dimensions support wheel (mmØ)		100x40	100x40	100x40	100x40	100x40	100x40	100x40
Dimensions fork wheel (mmØ)		82x80	82x80	82x80	82x80	82x80	82x80	82x80
Dim. betw. steering and fork wheels (mm)	Y	1195	1195	1195	1195	1045	1045	1045
Dim. betw. fork wheels and fork points (mm)	X	215	215	215	215	215	215	215
Traction (T)/Starter battery (S)		S	S	T	T	S	S	T
Voltage/power (V/Ah)		24/70	24/70	24/130	24/130	24/70	24/70	24/130
Battery weight (kg)		36	36	78	78	36	36	78
Traction motor (kW)		0.7	0.7	0.7	0.7	0.7	0.7	0.7
Lift motor (kW)		0.4	0.4	0.4	0.4	0.4	0.4	0.4
Battery charger (V/A)		24/13	24/13	24/20	24/20	24/13	24/13	24/20




For intensive use!

- ✓ *Speed up to 6 km/h*
- ✓ *Choice of traction battery 180 Ah or 230 Ah*
- ✓ *External battery charger*



1 entry wheel - 4 exit wheels

Fork tops in steel (8 mm)



Vertical traction motor

REF 119TA8557

SERIES QX
Electric lifting and transport

- ✓ QX18: up to 1800 kg
- ✓ QX20: up to 2000 kg
- ✓ Optional: Tandem polyurethane fork wheels



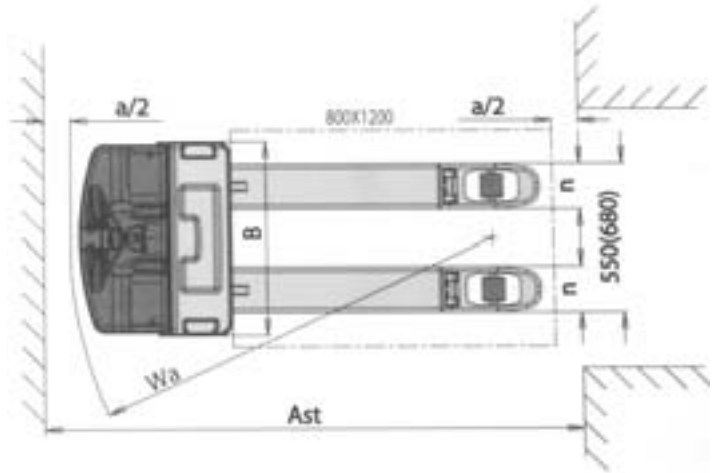
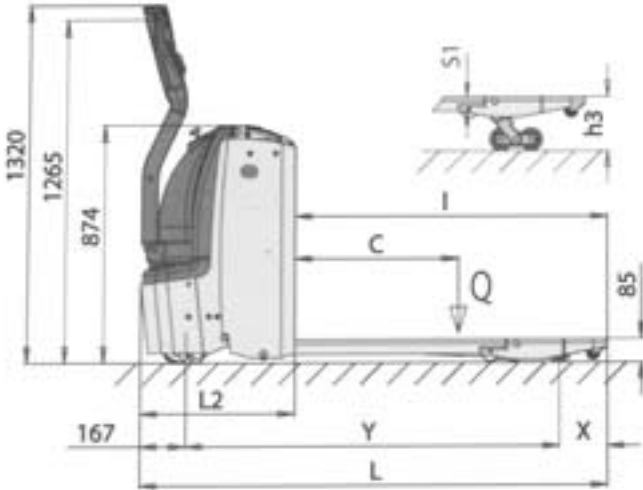
Choice of traction batteries 180 Ah or 230 Ah



Powerful drive wheel and support wheels



Ergonomic, multifunctional handle



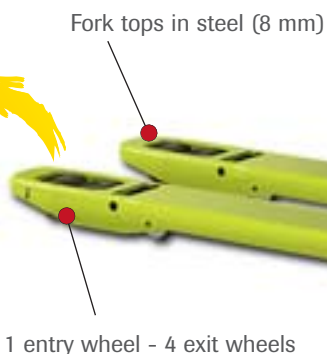
REF 119TA8868 121TA1044 119TA8869 119TA8870 119TA8871 119TA8872 119TA8873 119TA8874

Features	QX 18 550X1000	QX 18 550X1150	QX 18 680X1000	QX 18 680X1150	QX 20 550X1000	QX 20 550X1150	QX 20 680X1000	QX 20 680X1150
Lifting capacity (kg)	Q	1800	1800	1800	2000	2000	2000	2000
Load centre of gravity (mm)	C	600	600	600	600	600	600	600
Lift height (mm)	h3	200	200	200	200	200	200	200
Free lift (mm)	h2	115	115	115	115	115	115	115
Fork length (mm)	l	1000	1150	1000	1150	1000	1150	1150
Width x thickness of forks (mm)	nXS1	170x55	170x55	170x55	170x55	170x55	170x55	170x55
Total length (mm)	L	1565	1715	1565	1715	1565	1715	1715
Control length (mm)	L2	567	567	567	567	567	567	567
Width (mm)	W	716	716	716	716	716	716	716
Width over forks (mm)	m	550	550	680	680	550	680	680
Turning circle (mm)	Wa	1425	1575	1425	1575	1425	1575	1575
Aisle width 800x1200 (mm)	Ast	1850	2000	1850	2000	1850	2000	2000
Speed with/without load (km/h)		6.0/6.0	6.0/6.0	6.0/6.0	6.0/6.0	6.0/6.0	6.0/6.0	6.0/6.0
Lift with/without load (m/s)		0.04/0.05	0.04/0.05	0.04/0.05	0.04/0.05	0.04/0.05	0.04/0.05	0.04/0.05
Lower with/without load (m/s)		0.05/0.04	0.05/0.04	0.05/0.04	0.05/0.04	0.05/0.04	0.05/0.04	0.05/0.04
Max.incline with/without load (%)		10/20	10/20	10/20	10/20	10/20	10/20	10/20
Own weight with battery (kg)		510	520	510	520	510	520	520
Point load: with load (driver/load) (kg)		723/1587	881/1439	723/1587	881/1439	756/1754	940/1580	756/1754
Point load: without load (driver/load) (kg)		390/120	395/125	390/120	395/125	390/120	395/125	390/120
Steering/fork wheels		2+1 M/2	2+1 M/2	2+1 M/2	2+1 M/2	2+1 M/2	2+1 M/2	2+1 M/2
Steering/fork wheels (No)		P+P/P	P+P/P	P+P/P	P+P/P	P+P/P	P+P/P	P+P/P
Dim. drive wheel (mmØ)		230x75	230x75	230x75	230x75	230x75	230x75	230x75
Dimensions support wheel (mmØ)		100x40	100x40	100x40	100x40	100x40	100x40	100x40
Dimensions fork wheel (mmØ)		85x90	85x90	85x90	85x90	85x90	85x90	85x90
Dim. betw. steering and fork wheels (mm)	Y	1224	1373	1224	1373	1224	1373	1373
Dim. betw. fork wheels en fork points (mm)	X	175	175	175	175	175	175	175
Voltage/power (V/Ah)		24/180-230	24/180-230	24/180-230	24/180-230	24/180-230	24/180-230	24/180-230
Battery weight (kg)		190-216	190-216	190-216	190-216	190-216	190-216	190-216
Traction motor (kW)		0.9	0.9	0.9	0.9	1.2	1.2	1.2
Lift motor (kW)		1.6	1.6	1.6	1.6	1.6	1.6	1.6
Electric speed limiter		Yes	Yes	Yes	Yes	Yes	Yes	Yes



Electric lifting and transport!

✓ *For intensive use up to 2200 kg*



Equipped with platform and side supports!

REF 119TA8875

SERIES QX22
Electric lifting and transport

- ✓ 180 Ah or 230 Ah traction battery
- ✓ Optional: Tandem polyurethane fork wheels

LIFTS UP TO 2200 KG!!!



Optional: Roller track for easy removal of the battery



Ergonomic, multifunctional handle



Adjustable support wheels for greater stability and easy to drive on uneven surfaces.

✓ *Very handy for use anywhere!*

Drive: Mosfet
electronics!



REF 107TA8321

Mini puller small model

- ✓ Dimensions: 933 x 395 x 652 mm
- ✓ Motor: 24 V 0.6 kW
- ✓ Tyres: 250 x 87 mm (non marking)
- ✓ Battery: semi-traction battery
- ✓ Weight: 79.6 kg
- ✓ Pull Force: 600 kg