



ALBRIGHT
AMELEC
GENERAL ELECTRIC
CABLEFORM
BOSCH
PRESTOLITE
HB SWITCH
SCHALTBAU
HARDELLET
FENWICK
ESSEX
FIAT
TOYOTA
NISSAN
NYK-NICHIYU
TCM
KOMATSU
LINDE
AMEISE-JUNGHEINRICH
STILL
TELEMECANIQUE
MEIDEN
CONTACT INDUSTRIES
UNELEC

**This is just a small selection of our
 contactor range. For all other types
 please feel free to call us!**



CONTACTORS USED FOR: ALBRIGHT



SW62



SW117



SW89



SW65



SW80

This list only shows standard contactors and configurations



SW82

OLD STYLE CONTACTORS

SW62/SW160 - SINGLE POLE - 100 AMPS CONTINUOUS

12 V	INT	
16 V	CONT	
24 V	INT	
24 V	CONT	
36 V	INT	
36 V	INT	IMPREGNATED COIL
36 V	PO	90 OHMS
36 V	CONT	140 OHMS
45 V		
48 V	INT	
72 V		
80 V		
200 V	CONT	IMPREGNATED COIL

SW117 - SINGLE POLE - WITH AUX CONTACTS 100 AMPS CONTINUOUS

24 V
48 V

SW89 - SINGLE POLE - NORMAL OPEN / REPLACED BY SW200

SW65 - CHANGE-OVER - 100 AMPS CONTINUOUS

12 V	CONT
24 V	INT
48 V	

REF

- 107TA1225
- 106TA1500
- 106TA1501
- 106TA1502
- 106TA1503
- 106TA1504
- 106TA1505
- 106TA1506
- 106TA1507
- 106TA1508
- 106TA1509
- 106TA1510
- 111TA3499

REF 105TA4716



KITSW62 - 10,3mm

Most types of Albright can be supplied. Please state complete Albright number.

REF 106TA1961



KITSW89 - 15,2mm

REF 108TA8027



KITSW65 - 10,3 mm

SERIES SW80 - 100 AMPS

SINGLE POLE - NORMAL OPEN

SW80	12 V	INT	
	12 V	CONT	
	24 V	INT	
	24 V	INT	AUX. SWITCH
	24 V	CONT	
	36 V	INT	
36 V	CONT		

SW80B	48 V	INT	
	48 V	CONT	
	48 V	CONT	AUX. SWITCH
	72 V	INT	
	72 V	CONT	
	80 V	INT	
80 V	CONT		

SW80-L	6 V	INT
	24 V	INT
	24 V	CONT

SW80B-L	48 V	INT	SPEC. JUNGHEINRICH
	48 V	CONT	

REF

- 106TA1516
- 106TA1517
- 107TA1227
- 111TA3501
- 106TA1521
- 106TA1523
- 107TA1229

- 107TA1236
- 106TA1544
- 106TA1552
- 106TA1899
- 107TA1239
- 107TA1243
- 107TA1241

- 111TA3502
- 107TA1244
- 107TA1246

- 107TA1248
- 107TA1249

REF 103TA1545



KITSW80 - 8 mm

REF 106TA1965



KITSW80L - 10,3 mm

REF 106TA1966



KITSW82 - 8 mm.

DOUBLE POLE - NORMAL OPEN

SW82	12 V	CONT
	24 V	INT
	48 V	INT
	48 V	CONT
	72 V	CONT

- 106TA1566
- 107TA1255
- 107TA1256
- 106TA1570
- 106TA1571



CONTACTORS USED FOR: ALBRIGHT

Most types of Albright can be supplied. Please state complete Albright number.



This list only shows standard contactors and configurations



SERIES SW80 - 100 AMPS

DOUBLE POLE - NORMAL OPEN

SW82-L	24 V	INT
	24 V	CONT

CHANGE-OVER

SW84	12 V	INT	AUX. SWITCH
	12 V	CONT	
	24 V	INT	
	24 V	CONT	
	48 V	INT	
	48 V	CONT	
SW84B	48 V	CONT	
	72 V	CONT	

CONTACTOR FOR MOTOR REVERSING DOUBLE POLE

SW822	24 V	INT
	24 V	CONT
SW822-L	24 V	INT
	24 V	CONT

CONTACTOR FOR MOTOR REVERSING CHANGE-OVER

SW88	12 V	INT
	24 V	INT
	24 V	CONT
	36 V	INT
	48 V	INT
	48 V	CONT
	72 V	INT
	80 V	INT

MONOBLOC CONTACTOR FOR MOTOR REVERSING CHANGE-OVER (This list only shows standard cover configurations)

DC88	12 V	INT
	24 V	INT
DC88B	36 V	CONT
	48 V	INT

DC88-T	24 V	INT	DUST COVERS
	24 V	INT	SPECIAL NYK-NICHIYU
DC88B-T	48 V	INT	DUST COVERS
	48 V	INT	SPECIAL NYK-NICHIYU

MONOBLOC CONTACTOR - SINGLE POLE

DC92-L	12 V	CONT
	24 V	CONT

REF

106TA1573
107TA1258

107TA1263
106TA1584
105TA4805
106TA1585
106TA1586
107TA1264
107TA1265
106TA1589

106TA1576
107TA1260
107TA1261
106TA1581

106TA1590
107TA1266
106TA1842
106TA1592
106TA1594
107TA1393
111TA3503
106TA1595

107TA1346
106TA1799
111TA3504
107TA1353

107TA1349
111TA3505
107TA1354
111TA3506

111TA3507
107TA1355

REF 110TA3621



KITSW82L - 10,3 mm.

REF 106TA1970



KITSW84 - 8 mm.

REF 110TA3563



KITSW822 - 8 mm.

REF 108TA7783



KITSW88 - 8 mm.

REF 107TA1466



KITDC88B - 8 mm.

REF 107TA1464



KITDC88T - 8 mm.

SERIES SW100 - 125 AMPS

SINGLE POLE - NORMAL OPEN

SW100	24 V	INT
	48 V	INT
	110 V	CONT

SW100B	24 V	INT
	48 V	INT
	48 V	CONT
	72/80 V	INT

DOUBLE POLE - NORMAL OPEN

SW120	12
	24
	36
	48

REF

106TA1604
106TA1605
106TA1606

107TA1271
106TA1605
106TA1608
106TA1609

107TA1273
106TA1622
107TA1274
122TA7493

REF 106TA1975



KITSW100 - 10,3 mm.

REF 110TA3613



KITSW120 - 10,3 mm.

CONTACTORS USED FOR: ALBRIGHT

This list only shows standard contactors and configurations



SW102



SW180

Most types of Albright can be supplied. Please state complete Albright number.



SW185



SW190



SW181

CHANGE-OVER

SW101B	24 V	CONT
	48 V	INT

CONTACTOR FOR MOTOR REVERSING-CHANGE-OVER

SW102	12 V	INT	DOUBLE L-BRACKET
SW102B	24 V	INT	
	48 V	INT	
	80 V	INT	

REF

106TA1610
111TA3508

106TA1611
106TA1613
106TA1614
106TA1615

REF 106TA1976



KITSW101 - 10,3 mm.

REF 108TA8120



KITSW102 - 10,3 mm.

REF 108TA8231



KITSW180 - 10,3 mm.

REF 110TA3638



KITSW180-L - 15,2 mm.

REF 110TA3590



KITSW185 - 10,3 mm.

REF 107TA1444



KITSW190 - 10,3 mm.

REF 107TA1441



KITSW181 - 10,3 mm.

REF 107TA1442



KITSW181-T - 10,3 mm.

SERIES SW180 - 150 AMPS

SINGLE POLE - NORMAL OPEN

SW180	12 V	INT
	24 V	INT
	24 V	CONT
	36 V	INT
	36 V	CONT
	48 V	INT
	48 V	CONT

SW180B	12 V	CONT
	24 V	INT
	24 V	CONT
	36 V	INT
	48 V	INT
	48 V	CONT
	72/80 V	INT
	72/80 V	CONT

SW180-L	24 V	INT	AUX. SWITCH
	24 V	CONT	
SW180B-L	48 V	INT	
	48 V	CONT	
	48 V	CONT	

SINGLE POLE - NORMAL CLOSED

SW185	48 V
-------	------

DOUBLE POLE - NORMAL OPEN

SW190	24 V	CONT
SW190B	24 V	INT
	48 V	CONT

CHANGE-OVER

SW181	24 V	INT
	36 V	CONT
	48 V	INT
	48 V	CONT

SW181B	12 V	INT	DUST COVERS AUX. SWITCH DUST COVERS
	24 V	INT	
	24 V	CONT	
	36 V	INT	
	36/48 V	CONT	
	48 V	INT	
	48 V	PO	
	48 V	PO	
	80 V	INT	
	80 V	PO	
80 V	CONT		

SW181B-T	24 V	INT	DUST COVERS DUST COVERS
	24 V	PO	
	48 V	PO	
	48 V	PO	
	80 V	PO	

REF

107TA1278
106TA1631
107TA1281
106TA1635
107TA1282
106TA1637
106TA1638

106TA1644
106TA1645
106TA1647
111TA3509
106TA1648
106TA1651
106TA1653
106TA1655

106TA1640
106TA1643
106TA1659
106TA1660
107TA1287

106TA1714

111TA3510
111TA3511
111TA3512

106TA1663
106TA1664
106TA1665
106TA1885

106TA1667
106TA1668
106TA1670
107TA1289
111TA3513
106TA1672
107TA1291
106TA1675
106TA1666
107TA1292
106TA1677

107TA1293
107TA1294
111TA3514
107TA1295
111TA3515



CONTACTORS USED FOR: ALBRIGHT

ALBRIGHT CONTACTORS



SW192

CONTACTOR FOR MOTOR REVERSING-DOUBLE POLE

SW192	24 V	INT	NO
SW192B	36/48 V	INT	NO
	48 V	INT	STD
	72/80 V	INT	NO
SW192-L	60 V	CONT	STD
	80 V	CONT	STD

REF

- 111TA3516
- 107TA1316
- 111TA3517
- 106TA1720
- 111TA3518
- 107TA1315

REF 106TA1986



KITSW192 - 10,3 mm.

REF 106TA1987



KITSW192-L - 15,2 mm.



SW182

CONTACTOR FOR MOTOR REVERSING-CHANGE-OVER

SW182	12 V	INT	
	24 V	INT	
	24 V	INT	AUX. SWITCH
	24 V	CONT	
	36 V	INT	
SW182B	48 V	INT	
	48 V	CONT	
	72/80 V	INT	
	72/80 V	PO	
SW182B-L	48 V	CONT	
	72/80 V	INT	DOUBLE L-BRACKET

- 107TA1296
- 107TA1297
- 106TA1713
- 107TA1300
- 107TA1301

REF 110TA3573



KITSW182 - 10,3 mm.

REF 108TA8087



KITSW182-L - 15,2 mm.



DC182

MONOBLOC CONTACTOR FOR MOTOR REVERSING CHANGE-OVER (This list shows only standard cover configurations)

DC182	12 V	INT	
	24 V	INT	
	24 V	CONT	DUST COVERS
DC182B	24 V	INT	
	36 V	INT	
	48 V	INT	
	80 V	INT	
	72/80 V	INT	
DC182-L	24 V	INT	SUPPRESSION
DC182B-T	24 V	INT	
	48 V	INT	
DC182EE	24 V	INT	SPECIAL PROTECTED

- 111TA3520
- 106TA1812
- 107TA1359

REF 108TA7881



KITDC182B - 10,3 mm.



DC182EE

MONOBLOC CONTACTOR - SINGLE POLE

DC184B	48 V	INT	SUPPRESSION
	80 V	INT	SUPPRESSION

- 106TA1818
- 106TA1819
- 107TA1363
- 106TA1829
- 106TA1830

- 106TA1817
- 107TA1364
- 111TA3521

- 111TA3522

REF 110TA3627



KITDC182B-L - 15,2 mm.

REF 110TA3605



KITDC182B-T - 10,3 mm.

REF 107TA1451



KITDC184B - 10,3 mm.

Most types of Albright can be supplied. Please state complete Albright number.

CONTACTORS USED FOR: ALBRIGHT



SW200

Most types of Albright can be supplied. Please state complete Albright number.



SW210



SW201



SW202

SERIES SW200 - 250 AMPS

SINGLE POLE - NORMAL OPEN

SW200	12 V	CONT	
	24 V	INT	
	24 V	CONT	
	24 V	CONT	AUX. SWITCH
	36 V	INT	
	36 V	INT	AUX. SWITCH
	36/48 V	CONT	
	48 V	INT	
	48 V	INT	AUX. SWITCH
	48 V	CONT	
	72 V	INT	
	72 V	INT	AUX. SWITCH
	72 V	CONT	
	72/80 V	INT	AUX. SWITCH
	72/80 V	PO	AUX. SWITCH
	80 V	INT	
80 V	CONT		
96 V	CONT	CLOSED COVER	
SW200N	12 V	INT	
	24 V	INT	
	24 V	CONT	

SINGLE POLE - NORMAL CLOSED

SW210	48 V	INT
	80 V	INT

CHANGE-OVER

SW201	24 V	INT	
	24 V	CONT	
	36 V	INT	
	36/48 V	PO	CLOSED COVER
	48 V	INT	
	48 V	CONT	
	80 V	INT	
80 V	PO		

SW201N	48 V	PO	L-BRACKET
	48 V	PO	

SW201-T	36 V	PO	CLOSED COVER
	80 V	PO	

CONTACTOR FOR MOTOR REVERSING-CHANGE-OVER

SW202	24 V	INT
	36 V	INT
	48 V	INT
	48 V	CONT
	72 V	INT
	72/80 V	CONT
	80 V	INT

SW202N	24 V	INT
---------------	------	-----

REF

106TA1721
107TA1317
106TA1723
107TA1331
106TA1724
106TA1751
111TA3523
106TA1727
106TA1752
107TA1320
106TA1734
106TA1753
106TA1919
106TA1754
107TA1332
107TA1324
107TA1327
107TA1329

107TA1333
106TA1759
111TA3524

107TA1342
106TA1791

107TA1334
107TA1335
106TA1765
111TA3525
107TA1337
107TA1400
106TA1768
106TA1769

106TA1770
107TA1338

111TA3526
111TA3527

105TA4803
106TA1773
106TA1774
106TA1777
106TA1778
106TA1779
106TA1782

107TA1340

REF 110TA3633



KITSW200 - 18 mm.

REF 107TA1446



KITSW210 - 18 mm.

REF 106TA1988



KITSW201 - 18 mm.

REF 110TA3637



KITSW202 - 18 mm.

EXPLANATION ALBRIGHT CODES

A	with Auxiliary switch
B	with Blow-outs (blow-outs are standard fitted on SW200)
T	Textured contact tips
L	with Large contacts
P	environmentally Protected
INT	Coil for intermittent use (max.70%)
PO	Coil for prolonged operation
CONT	Coil for continuous operation

CONTACTORS USED FOR: ALBRIGHT

TYPE	VOLTAGE	COIL TYPE	TYPE	VOLTAGE	COIL TYPE
DC182-2			SW100B-75	72/80	INT
DC182-3	24	INT	SW100B-8	48	INT
DC182-406	24	INT	SW101B-24	24	INT
DC182-408	24	INT	SW102-3	12	INT
DC182-427	24	INT	SW102-55	24	INT
DC182-431	24	INT	SW102B-1	24	INT
DC182-453	24	INT	SW102B-6	48	INT
DC182-485	24	CONT	SW102B-99	80	INT
DC182-423L			SW1173M	24	
DC182-512L	24	INT	SW1174M	48	
DC182-561L	24	INT	SW118-13	12	CONT
DC184AB-429L			SW11824V	24	
DC182B-7	48	INT	SW11848V	48	
DC182B-100	24	INT	SW1201	12	
DC182B-102	24	INT	SW1203	24	
DC182B-103	48	INT	SW1205	36	
DC182B-104	72/80	INT	SW1241M	48	
DC182B-195	48	PO	SW12427	24	
DC182B-254	48	INT	SW1601	24	INT
DC182B-410	48	INT	SW16013	24	CONT
DC182B-411	80	INT	SW1603	48	
DC182B-419	48	INT	SW180-1	12	INT
DC182B-425	36	INT	SW180-106	24	INT
DC182B-432	80	INT	SW180-206	24	INT
DC182B-446	24	INT	SW180-23L	12	INT
DC182B-470	36/48	INT	SW180-25L	24	INT
DC182B-474	48	PO	SW180-26L	24	CONT
DC182B-498	48	INT	SW180-278	12	INT
DC182B-522			SW180-3	24	INT
DC182B-588			SW180-314		
DC182B-608	48	INT	SW180-398L	36/48	INT
DC182B-610	48	INT	SW180-4	24	CONT
DC182B-538T	48	INT	SW180-448L	24	INT
DC182B-540T	80	INT	SW180-473L	24	INT
DC182B-541T	24	INT	SW180-5	36	INT
DC182B-555T	24	INT	SW180-528		
DC182B-592T	48	INT	SW180-583	48	CONT
DC182B-599T	48	INT	SW180-6	36	CONT
DC182B-633T	48		SW180-7	48	INT
DC182EE-455	24		SW180-8	48	CONT
DC182EE-456	24		SW180A-48	24	CONT
DC184B-101	48	INT	SW180AB-441	48	CONT
DC184B-409	80	INT	SW180AB-52	48	CONT
DC88-1	24	INT	SW180B-101L	48	CONT
DC88-116	24	INT	SW180B-102L	36/48	INT
DC88-119	24	INT	SW180B-103L	36/48	INT
DC88-121			SW180B-11	72	INT
DC88-137	24	INT	SW180B-13	80	INT
DC88-207	24	INT	SW180B-145L	48	INT
DC88-217E	24	CONT	SW180B-149	72/80	PO
DC88-272			SW180B-16	72/80	CONT
DC88-3	12	INT	SW180B-160		
DC88-303T	24	INT	SW180B-198	48	PO
DC88-307T	24	INT	SW180B-2	12	CONT
DC88-325T	24	INT	SW180B-204	80	CONT
DC88-358	24		SW180B-208	48	INT
DC88-359	24	INT	SW180B-226	72/80	INT
DC88-369E	24	CONT	SW180B-3	24	INT
DC88-373T			SW180B-376	24	PO
DC88-399PE	24	CONT	SW180B-378	48	PO
DC88-409T	24	INT	SW180B-4	24	CONT
DC88B-235	48	INT	SW180B-413	80	PO
DC88B-257T	48	INT	SW180B-485		
DC88B-266	48	INT	SW180B-524		
DC88B-267L			SW180B-541		
DC88B-27	24	INT	SW180B-7	48	INT
DC88B-306T	48	INT	SW180B-8	48	CONT
DC88B-331	24	INT	SW180B-97	48	PO
DC88B-417	36	CONT	SW180EE-374L		
DC88B-7	48	INT	SW180EE-529		
DC88EE-338			SW180EE-782L		
DC92-223L	24	CONT	SW180EE-813L		
DC92-225L	12	CONT	SW181-3	24	INT
SW100-1	24	INT	SW181-6	36	CONT
SW100-12	110	CONT	SW181-7	48	INT
SW100-48	48	INT	SW181-8	48	CONT
SW100A-136			SW181AB-57	80	INT
SW100B-1	24	INT	SW181B-102	48	PO
SW100B-20	48	CONT	SW181B-13	80	INT

This is only a selection of the Albright contactors we have in stock. Other types can be supplied. Please state complete Albright number.

O.E.M. references are purely indicative and do not imply that parts originate from the forklift manufacturer.

CONTACTORS USED FOR: ALBRIGHT

TYPE	VOLTAGE	COIL TYPE	TYPE	VOLTAGE	COIL TYPE
SW181B-14	80	CONT	SW200-219	80	INT
SW181B-143			SW200-248	72/80	INT
SW181B-16	80	CONT	SW200-257	80	PO
SW181B-186	24	PO	SW200-262	48	CONT
SW181B-193	80	PO	SW200-29	24	CONT
SW181B-196	48	INT	SW200-297	96	PO
SW181B-198	36/48	CONT	SW200-3	12	CONT
SW181B-2	12	INT	SW200-312	48	INT
SW181B-212	48	PO	SW200-314	72/80	INT
SW181B-216T	48	PO	SW200-340	72/80	PO
SW181B-217T	48	PO	SW200-369	48	INT
SW181B-219T	80	PO	SW200-37	48	PO
SW181B-223T	24	PO	SW200-392	72/80	PO
SW181B-241T	24	INT	SW200-443	48	CONT
SW181B-3	24	INT	SW200-476	80	PO
SW181B-4	24	CONT	SW200-478		
SW181B-5	36	INT	SW200-498	80	CONT
SW181B-7	48	INT	SW200-5	80	INT
SW181B-8	48	CONT	SW200-546	80	CONT
SW182-1	12	INT	SW200-570	96	CONT
SW182-139	24	INT	SW200-572		
SW182-205	24	INT	SW200-6	72	INT
SW182-210	48	INT	SW200-7	48	INT
SW182-212	24	INT	SW200-8	36	INT
SW182-241L	24	INT	SW200-86	36/48	PO
SW182-267	24	INT	SW200-9	72	CONT
SW182-3	24	INT	SW200A-100	72	INT
SW182-320			SW200A-11	24	CONT
SW182-4	24	CONT	SW200A-121	72/80	INT
SW182-5	36	INT	SW200A-18	36	INT
SW182-7	48	INT	SW200A-191	72/80	CONT
SW182-97L	36/48	INT	SW200A-192	72/80	CONT
SW182A-102	24	INT	SW200A-252	72/80	PO
SW182B-100L	36/48	INT	SW200A-97	48	INT
SW182B-102	24	INT	SW200EE-486	24/36	
SW182B-103	48	INT	SW200N-22	12	INT
SW182B-104	72/80	INT	SW200N-232	24	INT
SW182B-105	72/80	INT	SW200N-29	24	INT
SW182B-11	72	INT	SW200N-311	24	INT
SW182B-124	72/80	INT	SW200N-336	24	CONT
SW182B-13	80	INT	SW200N-337	12	INT
SW182B-130	48	INT	SW200N-368	24	INT
SW182B-134	48	PO	SW200N-561	24	CONT
SW182B-152	72/80	PO	SW200N-88	24	INT
SW182B-16	72/80	CONT	SW201-11	24	CONT
SW182B-185L	72/80	INT	SW201-120	36/48	PO
SW182B-191	36	INT	SW201-171T	80	PO
SW182B-192			SW201-172T		
SW182B-195	48	PO	SW201-181T		
SW182B-199	48	INT	SW201-2	24	INT
SW182B-212	24	INT	SW201-205	80	PO
SW182B-235	48	INT	SW201-222T		
SW182B-250	36	INT	SW201-31	48	INT
SW182B-254	48	INT	SW201-48	36	INT
SW182B-276	48	INT	SW201-65	80	INT
SW182B-299			SW201-66	80	PO
SW182B-3	24	INT	SW201N-138	48	INT
SW182B-30L	48	CONT	SW201N-195	48	PO
SW182B-7	48	INT	SW202-1	80	INT
SW182B-8	48	CONT	SW202-114	80	INT
SW185-25	24		SW202-136		
SW185-50	48		SW202-146	72/80	INT
SW190-142	24	CONT	SW202-174	24	INT
SW190B-3	24	INT	SW202-195	80	INT
SW192-3	24	INT	SW202-2	24	INT
SW192-32L	60	CONT	SW202-209T	80	INT
SW192-36L	80	CONT	SW202-22	48	INT
SW192B-107	48		SW202-258T		
SW192B-112	72/80	INT	SW202-3	48	INT
SW192B-113	36/48	INT	SW202-41	48	CONT
SW192B-13	80	INT	SW202-48	72	INT
SW192B-7	48	INT	SW202-5	36	INT
SW200-1	48	INT	SW202-52	48	INT
SW200-102	36/48	INT	SW202-54	72/80	INT
SW200-123	120		SW202-56	120	INT
SW200-131	72/80	PO	SW202-59	72/80	CONT
SW200-2	24	INT	SW202-66	36/48	INT
SW200-20	48	CONT	SW202-74	72/80	
SW200-21	72/80	CONT	SW202-A65	72	INT

This is only a selection of the Albright contactors we have in stock. Other types can be supplied. Please state complete Albright number.

O.E.M. references are purely indicative and do not imply that parts originate from the forklift manufacturer.









CONTACTORS USED FOR: ALBRIGHT

TYPE	VOLTAGE	COIL TYPE	TYPE	VOLTAGE	COIL TYPE
SW202-A77	72	INT	SW80B-105	24	CONT
SW202-N114	80	INT	SW80B-131	24	CONT
SW202-N14	24	INT	SW80B-141L	48	CONT
SW204A-96			SW80B-15	72	CONT
SW210-129	48	INT	SW80B-156	48	CONT
SW210-A57	80	INT	SW80B-205	72/80	CONT
SW215-4	48		SW80B-288	72/80	CONT
SW215-6	80		SW80B-288	80	CONT
SW215-A14	80		SW80B-3	12	INT
SW215-A2	80		SW80B-30	80	INT
SW215-A4	48		SW80B-318	72	PO
SW62A-103	24	CONT	SW80B-39	36/48	INT
SW62A-107	48	INT	SW80B-40	36/48	CONT
SW62A-13	16	CONT	SW80B-424	48	CONT
SW62A-19	48	CONT	SW80B-470	72/80	CONT
SW62A-57	45		SW80B-49	72/80	PO
SW62A-58	24	INT	SW80B-5	12	CONT
SW62A-59	80		SW80B-579L	48	INT
SW62A-78	12	INT	SW80B-6	24	CONT
SW62A-79	72		SW80B-62	72/80	CONT
SW62A-85M	36	PO	SW80B-626	48	INT
SW62A-90M	36	CONT	SW80B-7	36	INT
SW62A-94M	36	INT	SW80B-761		
SW62A-99	36	INT	SW80B-8	36	CONT
SW65A-13	12	CONT	SW80B-9	48	INT
SW65A-24	24	INT	SW82-111	48	INT
SW65A-26	48		SW82-12	72	CONT
SW71-11	110		SW82-140L	24	INT
SW75-11	48		SW82-162L	24	CONT
SW80-1	24	INT	SW82-18L	24	INT
SW80-10	48	CONT	SW82-2	12	CONT
SW80-105	24	CONT	SW822-1	12	INT
SW80-113L	24	INT	SW82-215L	24	INT
SW80-1163			SW822-16L	24	INT
SW80-120L	48	INT	SW822-19L	24	CONT
SW80-1324L			SW822-3	24	INT
SW80-139	36/48		SW822-35L	24	INT
SW80-164L	24	INT	SW822-4	24	CONT
SW80-167	48	INT	SW822-48P	24	INT
SW80-190	36/48	CONT	SW822-58	24	INT
SW80-3	12	INT	SW822-73L	24	INT
SW80-30	80	INT	SW822-74L	24	INT
SW80-328	72/80	INT	SW822-80	24	INT
SW80-393	24	CONT	SW82-3	24	INT
SW80-398	36/48	CONT	SW82-32	24	INT
SW80-399PL	24	INT	SW82-76P	24	INT
SW80-4	24	INT	SW82-8	48	CONT
SW80-406	72/80	CONT	SW82-88	28	
SW80-5	12	CONT	SW84-1	24	INT
SW80-512			SW84-176T		
SW80-525	24	INT	SW84-2	12	CONT
SW80-541P	48	INT	SW84-3	12	INT
SW80-567EE	24	CONT	SW84-4	24	CONT
SW80-569	24	INT	SW84-7	48	INT
SW80-59	24	CONT	SW84-8	48	CONT
SW80-6	24	CONT	SW84A-21	48	CONT
SW80-623	48	CONT	SW84B-13	72	CONT
SW80-641			SW86A-21	12	INT
SW80-643	48	INT	SW88-1	24	INT
SW80-65			SW88-102L	24	INT
SW80-659	36/48	CONT	SW88-125L		
SW80-6L	24	CONT	SW88-125L	24	INT
SW80-7	36	INT	SW88-168	72	INT
SW80-739L	24	INT	SW88-25	80	INT
SW80-778PT	24	CONT	SW88-3	12	INT
SW80-8	36	CONT	SW88-4	24	CONT
SW80-832PL			SW88-555L	24	CONT
SW80-860PE			SW88-7	48	INT
SW80-874P	80	INT	SW88-8	48	CONT
SW80-888P	48	INT	SW88B-111	24	INT
SW80-9	48	INT	SW88B-123	36	INT
SW80-910	80	INT	SW88B-27	24	INT
SW80-932PT			SW88B-4	24	CONT
SW80A-18	24	INT	SW88B-73	72/80	INT
SW80A-23	48	CONT	SW89-1	48	
SW80AB-23	48	CONT	SW89-21	72	
SW80B-1	24	INT	SW92-14	24	INT
SW80B-10	48	CONT	SW92-23L	24	INT





This is only a selection of the Albright contactors we have in stock. Other types can be supplied. Please state complete Albright number.

O.E.M. references are purely indicative and do not imply that parts originate from the forklift manufacturer.

STANDARD CONTACT KITS USED FOR ALBRIGHT

	CONTACTOR DC184B - FEMALE TOP CONTACTS DC184B - MALE TOP CONTACTS DC184-L - FEMALE TOP CONTACTS - TIPS 15,2 mm	REF/CONTACT KIT 107TA1451 116TA5556 116TA5557
   	DC182 - FEMALE TOP CONTACTS DC182B - FEMALE TOP CONTACTS DC182B - MALE TOP CONTACTS DC182B - FEMALE TOP CONTACTS - TEXTURED TIPS DC182-L - FEMALE TOP CONTACTS - TIPS 15,2 mm DC182B-L - FEMALE TOP CONTACTS - TIPS 15,2 mm DC182B - FEMALE TOP CONTACTS DC182B - FEMALE TOP CONTACTS - TEXTURED TIPS DC182B - FEMALE TOP CONTACTS DC182 - MALE TOP CONTACTS DC182B - MALE TOP CONTACTS DC182 - FEMALE TOP CONTACTS DC182B - FEMALE TOP CONTACTS	107TA1452 107TA1453 123TA5754 107TA1454 107TA1455 107TA1456 107TA1457 122TA7494 107TA1458 107TA1459 106TA2011 107TA1460 107TA1461
  	DC88 - FEMALE TOP CONTACTS DC88B - FEMALE TOP CONTACTS DC88-L - FEMALE TOP CONTACTS - TIPS 10,3 mm DC88B- FEMALE TOP CONTACTS - TEXTURED TIPS DC88B-L FEMALE TOP CONTACTS - TIPS 10,3 mm DC88 - FEMALE TOP CONTACTS DC88B - FEMALE TOP CONTACTS	107TA1462 107TA1466 107TA1463 107TA1464 110TA3624 107TA1465 107TA1467

BRACKETS USED FOR ALBRIGHT CONTACTORS

	Type	REF
Single bracket 	SW 80 SW 100/180 SW 200	107TA1448 107TA1449 106TA1995
L-bracket 	SW 80 SW 100/180/200	107TA1450 106TA1997
Double bracket 	SW 88, DC88, SW822 SW 102/182, DC 182 SW 202	106TA1998 106TA1999 106TA2000
Bracket pair 	SW 80 SW 100/180/200	107TA9696 106TA2001



CONTACTORS USED FOR: GENERAL ELECTRIC

GENERAL ELECTRIC CONTACTORS



CONFIG. AH

SERIES IC4482CTRA				REF
SINGLE POLE - NORMAL OPEN - CONFIG. AH				
EV1 150A	700/710	12 V 24 V 36 V 36/48 V 48 V 72/80 V	ARC Shields	1077A1468 106TA2021 1077A1469 1077A1470 1077A1471 1077A1472
EV1 300A	800/810	24 V 36 V 36/48 V 48 V 72/80 V	ARC Shields 36/48 V CONT	1111A3552 1111A3553 1111A3554 106TA2030 1077A1475 106TA2029



REF 106TA2026

KIT700AH - 16mm



REF 1077A1476

KIT800AH - 19mm



CONFIG. AA

SINGLE POLE - NORMAL OPEN - CONFIG. AA				
EV1 150A	700	36 V 36/48 V 72/80 V 36/48 V	CONT	1077A1477 1111A3555 106TA2035 1077A1478
EV1 300A	800	36 V 36/48 V 36/48 V 72/80 V 36/48 V	ARC Shields CONT	1077A1480 1111A3556 115TA1830 1077A1482 1077A1481



REF 1077A1479

KIT700AA - 16 mm



REF 1077A1483

KIT800AA - 19 mm



CONFIG. BB

CHANGE-OVER - CONFIG. BB / BC				
EV1 150A	701 701 702 802 802	36/48 V 36 V 24 V 36 V 36 V	BB BC CONT BC BB BC	106TA2041 1111A3557 122TA7495 116TA7799 116TA7800



REF 108TA7561

KIT701BB - 10 mm



CONFIG. BD

CHANGE-OVER - CONFIG. BD				
EV1 150A	701/711	24 V 36 V 36/48 V 72/80 V	ARC Shields	106TA2043 1077A1485 106TA2045 106TA2046
EV1 150A	702/712		HEAVY-DUTY	



REF 1077A1486

KIT701BD - 10 mm



REF 1077A1487

KIT702BD - 16 mm

CONTACTORS USED FOR: GENERAL ELECTRIC



CONFIG. BD



CONFIG. BE



CONFIG. AH

SERIES IC4482CTRA - EV1

CHANGE-OVER - CONFIG. BD

300A 812 72/80 V ARCSHIELDS

REF

111TA3558

REF 107TA1488



KIT801BD - 10 mm

REF 107TA1490



KIT812BD - 19 mm

CHANGE-OVER - CONFIG. BE

150A 701/711 24 V
36/48 V
72/80 V ARCSHIELDS

REF

106TA2052
107TA1491
107TA1492

REF 106TA2055



KIT701BE - 10 mm

150A 702/712 24 V BE

122TA7496

REF 110TA3574



KIT702BE - 16 mm

300A 801/811

REF 107TA1493



KIT801BE - 10 mm

300A 812 36/48 V
72/80 V ARCSHIELDS

107TA1494
106TA2057

REF 107TA1495



KIT812BE - 19 mm

SERIES IC4482CTTA - EV100

SINGLE POLE - NORMAL OPEN - CONFIG. AH

150A 100 24 V
24 V CONT
48 V CONT
72/80 V

REF

107TA1498
111TA3559
107TA1497
107TA1496

REF 107TA1499



KIT100AH - 10,4 mm

150A 150 24 V
24 V ARCSHIELDS
36 V
36/48 V
72/80 V
24 V SPECIAL

107TA1502
106TA2064
107TA1500
106TA2066
107TA1501
106TA2068

REF 106TA2071



KIT150AH - 12,7 mm

O.E.M. references are purely indicative and do not imply that parts originate from the forklift manufacturer.



CONTACTORS USED FOR: GENERAL ELECTRIC

GENERAL ELECTRIC CONTACTORS



SERIES IC4482CTTA			
EV100 300A	300	24 V 24 V 36/48 V 72/80 V 72/80 V	ARCSHIELDS ARCSHIELDS
SINGLE POLE - NORMAL OPEN - CONFIG. AA			
EV100 150A	100	24 V 36/48 V	
EV100 150A	150	24 V 36/48 V	
EV100 300A	300	24 V 36/48 V	
CHANGE-OVER (MOTOR REVERSING) - CONFIG. FR			
EV100 150A	104	24 V	
EV100 150A	154	24 V 36/48 V	
EV100 150A	158	24 V	
EV100 300A	304	24 V 36/48 V 72/80 V 24 CONT	

107TA1503
107TA1504
107TA1505
106TA2074
106TA2075

107TA1506
115TA1831

107TA1508
107TA1509

107TA1510
106TA2083

107TA1511

106TA2086
106TA2088
106TA2089

106TA2090

106TA2093
106TA2094
106TA2095
107TA1514

REF 106TA2077



REF 107TA1507



REF 108TA8009



REF 110TA3617



REF 107TA1512



REF 106TA2091



REF 107TA1513



REF 106TA2097



CONTACTORS USED FOR GENERAL ELECTRIC



IC2800 M610

COIL	REF
12 V	107TA8597
24 V	107TA8598
36 V CONT	107TA8599



IC2800 M611 AE

COIL	REF
12 V	107TA8600
24 V	107TA8601



IC2800 M611 AD

COIL	REF
12 V	107TA8602
12 V (with AUX switch)	107TA8603
24 V	107TA8604

SEPERATE CONTACTS USED FOR GENERAL ELECTRIC

IC2500 M610 MOVING CONTACTS



REF 109TA7554

Standard type
2 silvertips



REF 108TA5611

Type with wings
2 silvertips

IC2800 M611 MOVING CONTACTS



REF 110TA8353

Standard type
4 silvertips



REF 109TA7796

Type with wings
4 silvertips

IC2800 M610/611 FIXED CONTACTS



REF 109TA5996



REF 108TA5617



REF 110TA8355



SCHALTBAU

SCHALTBAU CONTACTORS

Other types on request



NORMAL OPEN



CHANGE-OVER

	S137 · 50AMPS TIPS 6 MM	S163 · 100AMPS TIPS 8 MM	S164 · 140AMPS TIPS 9 MM	S165 · 220AMPS TIPS 11,3 MM
Coil	REF	REF	REF	REF
24 V	106TA2099	106TA2110	106TA2116	106TA2126
48 V	106TA2100	106TA2111	107TA1519	107TA1521
80 V	106TA2101	106TA2112	106TA2118	107TA1522
KIT	110TA3570	108TA7659	108TA7757	110TA3641
Coil	REF	REF	REF	REF
24 V	106TA2102	106TA2114	106TA2122	107TA1524
48 V	-	-	106TA2123	-
80 V	-	-	106TA2124	107TA1525
KIT	110TA3604	110TA3611	108TA8182	110TA3615

S195 · 260AMPS



NORMAL OPEN



CHANGE-OVER

Coil	REF
24 V	107TA1533
48 V	107TA1534
80 V	106TA2148
KIT	108TA8109
Coil	REF
24 V	106TA2149
48 V	107TA1535
KIT	110TA3623

S187 · 160AMPS



S187A10	Coil	REF
	80 V	107TA1530
	KIT	111TA1881
S187A17	24 V	106TA2139
	48 V	107TA1531
	KIT	111TA1877
S187A21 S187A28	48 V	106TA2141
	24 V	106TA2142
S187A29	48 V	106TA2143
	80 V	106TA2144
	24 V CONT	108TA4146
	80 V CONT	107TA1532
	KIT	111TA1878

SERIES 167 (125 AMPS)



S167

Contact kit S167	REF 107TA1526
Complete contactor Albright alternative 24 V	REF 106TA2132

S127



REF 106TA2158

S152-24 V



REF 107TA1538

S152M-24 V



REF 106TA2157

S168-24 V



REF 106TA2134

CONTACTORS USED FOR:



AMEISE - JUNGHEINRICH

24 V
36 V
48 V
72 V
80 V

REF

106TA2159
106TA2160
106TA2161
106TA2162
106TA2163

REF 106TA2366



ORDER 4 x



STILL - LINDE

With copper contacts:

24 V
48 V
80 V

107TA8443
106TA2170
106TA2172

REF 105TA4721 • copper



ORDER 4 x

With silver contacts:

24 V
48 V
80 V

106TA2169
106TA2171
106TA2173

REF 105TA4720 • silver



ORDER 4 x



STILL

12 V
24 V
48 V
80 V

107TA8444
106TA2174
106TA2175
106TA2176

REF 110TA2788



ORDER 4 x



LINDE - WITH BLOW-OUTS

48 V
80 V

123TA7167
123TA7168



LANSING

3005078 48 V
3005152 72 V

111TA3724
111TA3725



FIAT/OM/PIMESPO

Single pole • Normal open:

24 V

106TA2181

Single pole • Change-over:

24 V

107TA1539



USED FOR BOSCH

CONTACTORS BOSCH



230 Amps

NORMAL OPEN

0333200010	24 V
0333200012	24 V
0333200016	48 V
0333200013	80 V

REF
111TA6157
111TA6158
111TA6159
111TA6160



230 Amps

CHANGE-OVER

0333201010	24 V	
0333201011	24 V	auxiliary switch
0333201015	48 V	
0333201012	80 V	
0333201013	80 V	auxiliary switch

REF
111TA6161
111TA6162
111TA6163
111TA6164
111TA6165



150 Amps

0333007002	24 V
------------	------

111TA6166



150 Amps

0333007004	24 V
------------	------

111TA6168



80 Amps

CONTINUOUS

12 V
24 V
24 V BOSCH

106TA2315
106TA2316
125TA4572



150 Amps

SCREW TERMINAL

12 V
24 V
24 V BOSCH

106TA2317
116TA4686
123TA5755



150 Amps

FAST-ON TERMINAL

24 V
24 V BOSCH

106TA2319
123TA5756

USED FOR UNELEC



SERIES 1 • NORMAL OPEN

- 12 V
- 24 V
- 36 V
- 48 V
- 80 V

REF

- 111TA6170
- 111TA6171
- 111TA6172
- 111TA6173
- 116TA5558

REF 108TA7634



SERIES 1 • CHANGE-OVER

- 12 V
- 24 V
- 36 V
- 48 V
- 80 V

- 111TA6174
- 111TA6175
- 111TA6176
- 111TA6177
- 111TA6178

REF 108TA7621



SERIES 2 • NORMAL OPEN

- 12 V
- 24 V
- 36 V
- 48 V
- 80 V

- 111TA6179
- 111TA6180
- 111TA6181
- 111TA6182
- 111TA6183

REF 110TA6775



SERIES 2 • CHANGE-OVER

- 12 V
- 24 V
- 36 V
- 48 V
- 80 V

- 111TA6184
- 111TA6185
- 111TA6186
- 111TA6187
- 111TA6188

REF 110TA3595



USED FOR BALKANCAR



KPE 4 • 63 AMPS

55 Ohm

REF

123TA1932

REF 123TA5758



kit KPE4

KPE 6 • 160 AMPS

52 Ohm

123TA1933

REF 123TA5759



kit KPE5

KPE 6M • 160 AMPS

23 Ohm

123TA7169



KPD 5 • 100 AMPS

40,7 Ohm
kit= 2x kit KPE5

123TA1935

REF 123TA5760



kit KPE6

KPD 6 • 160 AMPS

40,6 Ohm
kit= 2x kit KPE6


123TA5757



USED FOR TELEMECANIQUE OR AMELEC CONTACTORS



All types of AMELEC contactors are available here !!!



1) USED FOR TELEMECANIQUE

type	Voltage	REF Contactor	REF Contact kit
A single pole (NO)	12 V	106TA2200	106TA2193
	24 V	106TA2201	106TA2193
	36 V	106TA2202	106TA2193
	48 V	106TA2203	106TA2193
	72 V	106TA2204	106TA2193
B double pole (NO)	24 V	106TA2205	107TA1540
	36 V	107TA1542	107TA1540
	48 V	106TA2207	107TA1540
C contact kits used for original telemecanique	single pole		106TA2193
	double pole		106TA2208


2) USED FOR FENWICK

		REF	
D single pole (NO)	12 V	F3.025.937	106TA2326 106TA2327
	24 V	F3.043.471	
		F3.304.368	106TA2328
		contact kit	106TA2329
			contactor (2 screws on coil) contactor (2 screws on coil) (1 screw on coil + earth) repair kit
E double pole (1NO + 1NC)	24 V	F3.043.484	106TA2330 106TA2331
		F3.304.365	
		contact kit	106TA2332
			contactor NO-NC (2 screws on coil) contactor NO-NC (1 screw on coil + earth) repair kit

SPECIAL FRENCH CONTACTORS

O.E.M. references are purely indicative and do not imply that parts originate from the forklift manufacturer.

USED FOR TELEMECANIQUE OR AMELEC CONTACTORS



3) CONTACTORS MOULDED

Large types :

Type	Voltage contactor	REF Complete	REF Contacts
A single pole (NO)	24 V	106TA2186	fixed bottom: 1x 106TA2183
	36 V	106TA2187	moving: 1x 106TA2184
B double pole (NO)	24 V	106TA2188	fixed bottom: 2x 106TA2183
	36 V	106TA2189	moving: 2x 106TA2184
Change-over:			
C double pole (CO)	24 V	106TA2190	fixed bottom: 2x 106TA2183
	36 V	106TA2191	fixed top: 1x 106TA2185 moving: 4x 106TA2184
Small type :			
D single pole (NO)	24 V	106TA2192	

4) CONTACTORS WITH OPEN COILS

Voltage	Contacteur	REF coil	REF contacts
E single pole (NO)			
24 V	106TA2230	106TA2213	moving: 1x 106TA2217
36 V	106TA2231	106TA2214	fixed bottom: 1x 106TA2218
F single pole change-over (CO)			
24 V	106TA2232	106TA2213	moving: 2x 106TA2219
36 V	106TA2233	106TA2214	fixed bottom: 1x 106TA2220 fixed top: 1x 106TA2221



CONTACTORS USED FOR: HARDELLET

HARDELLET CONTACTORS



STANDARD BRACKET



ALBRIGHT TYPE BRACKET

SERIES 20000 - 100 AMPS

C20000 - SINGLE POLE

12 V	STANDARD BRACKET
24 V	STANDARD BRACKET
24 V	ALBRIGHT TYPE BRACKET
36 V	STANDARD BRACKET
48 V	STANDARD BRACKET

CONTACTOR REF

106TA2295
106TA2296
111TA3544
115TA1832
115TA1833

REF 106TA2281



KITC20000

8,5 mm

DP20000 - DOUBLE POLE

12 V	STANDARD BRACKET
24 V	STANDARD BRACKET
24 V	ALBRIGHT TYPE BRACKET
36 V	STANDARD BRACKET
48 V	STANDARD BRACKET

106TA2297
106TA2298
111TA3545
115TA1834
115TA1835

REF 106TA2282



KITDP20000

8,5 mm

BDP20000 - MOTOR REVERSER

24 V	STANDARD BRACKET
24 V	ALBRIGHT TYPE BRACKET

111TA3546
111TA3547



C20000



DP20000



BDP20000



STANDARD BRACKET



ALBRIGHT TYPE BRACKET

SERIES MURENE - 200 AMPS

C1200 - SINGLE POLE

24 V	STANDARD BRACKET
24 V	ALBRIGHT TYPE BRACKET

CONTACTOR REF

107TA1556
111TA3548

REF 106TA2279



KITC1200


12,7 mm

DP2200 - DOUBLE POLE

24 V	STANDARD BRACKET
24 V	ALBRIGHT TYPE BRACKET

107TA1557
111TA3549

REF 107TA1555



KITDP2200

12,7 mm

BDP2200 - MOTOR REVERSER

24 V	STANDARD BRACKET
24 V	ALBRIGHT TYPE BRACKET
48 V	STANDARD BRACKET

111TA3550
111TA3551
115TA1836



C1200



DP2200



BDP2200

CONTACTORS USED FOR: HARDELLET

Series 24000 Single Pole



			REF Contactor	REF Contact kit	
Copper contacts	100 A	NO	24 V	106TA2306	106TA2288
		CO	24 V	106TA2307	106TA2289
Silver contacts 6 x 12 mm	150 A	NO	12 V	106TA2308	106TA2287
		NO	24 V	115TA1837	106TA2287
		CO	12 V	106TA2309	106TA2290
Silver contacts 8 x 12,5 mm	350 A	NO	18 V	115TA1838	106TA2291
		NO	36 V	107TA1558	106TA2291
		NO	48 V	106TA2311	106TA2291
		NO	80 V	115TA1839	106TA2291
		CO	18 V	107TA1559	106TA2292
		CO	24 V	107TA1560	106TA2292
		CO	36 V	115TA1840	106TA2292
		CO	48 V	107TA1561	106TA2292

KIT CONFIGURATION



NO



CO

Series 24000 Double Pole



			REF Contactor	REF Contact kit
100 A	CO	24 V	115TA1841	108TA8039
150 A	CO	12 V	106TA2304	108TA8039
	CO	24 V	106TA2305	108TA8039
	CO	48 V	122TA7497	
350 A	CO	24 V	115TA1842	110TA3583

KIT CONFIGURATION



CO

Series 23000




			REF Contactor	REF Contact kit	
Copper contacts	50 A	NO	24 V	106TA2299	106TA2283
		CO	24 V	106TA2300	106TA2284
Silver contacts	100 A	NO	24 V	106TA2301	106TA2285
		NO	48 V	106TA2302	106TA2285
		CO	24 V	106TA2303	106TA2286

KIT CONFIGURATION



NO



CO



CONTACTORS USED FOR: AMETEK - HB - PRESTOLITE

AMETEK - HB - PRESTOLITE

REF 106TA2236



KIT SINGLE POLE

REF 106TA2239



KIT DOUBLE POLE

REF 106TA2241












KIT SINGLE POLE

REF 106TA2245



KIT DOUBLE POLE

				REF CONTACTOR	REF CONTACT KIT
	HB111 - 100 AMPS	24 V	BT	106TA2234	106TA2236
	HB117 - 100 AMPS	24 V	BT	106TA2237	106TA2239
	HBSP102 - 100 AMPS	24 V	BT	106TA2240	2 x 106TA2241
	HBSP193 - 100 AMPS	24 V	LAFIS	107TA1551	2 x 106TA2241
	HBSP103 - 100 AMPS	24 V	BT/LAFIS	107TA1552	1 x 106TA2241 2 x 106TA2245
	HBSP197 - 100 AMPS	24 V		111TA3560	2 x 106TA2236 2 x 106TA2239
	HBSP182 - 100 AMPS	24 V	BT	111TA3561	2 x 106TA2245
	HBSP206 - 100 AMPS	24 V		111TA3562	1 x 106TA2236 3 x 106TA2239
	HB218 - 100 AMPS	24 V		111TA3563	3 x 106TA2236 2 x 106TA2239
	HBSP198 - 100 AMPS	24 V	BT	111TA6220	3 x 106TA2236 2 x 106TA2239



HBSP218



HBSP198

PRESTOLITE - AMETEK CONTACTORS

O.E.M. references are purely indicative and do not imply that parts originate from the forklift manufacturer.

CONTACTORS USED FOR: AMETEK - HB - PRESTOLITE

AMETEK - HB - PRESTOLITE



HB401 - 100 AMPS
 24 V BT
 24 V LAFIS
 36 V CAT

REF CONTACTOR
 106TA2252
 106TA2254
 C399716

REF CONTACT KIT
 110TA3581
 110TA3581
 110TA3588



HB403 - 100 AMPS
 24 V BT

106TA2248

108TA7988



HB407 - 100 AMPS
 24 V BT
 36 V CAT
 48 V BT

106TA2249
 C399707
 106TA2251

108TA8173
 108TA7552
 108TA8173



HB409 - 100 AMPS
 36 V CAT

C399717

108TA8056



HB431 - 150 AMPS
 24 V ATLET
 24 V BT
 48 V CONT BT
 48 V INT BT

106TA2254
 111TA3565
 B74453
 B74451

110TA3578
 108TA8249
 108TA8249
 108TA8249



HB433 - 150 AMPS
 48 V BT

111TA3568

112TA2907



HB437 - 150 AMPS
 24 V BT
 24 V ATLET
 48 V BT

106TA2256
 106TA2257
 106TA2258

108TA7751
 105TA4710
 108TA7751






CONTACTORS USED FOR: AMETEK - HB - PRESTOLITE

AMETEK - HB - PRESTOLITE



				REF CONTACTOR	REF CONTACT KIT
SERIES HB1 - 200 AMPS	24 V	BT/ATLET		106TA2259	110TA3569
	36 V	CAT		C386641	110TA3587
	36 V	CAT		C394391	
	36 V	CAT		C914051	110TA3559
	36 V	CAT		C399712	108TA8063
	36 V	CAT		C924355	108TA7549
	36 V	CAT		C924356	108TA7549
	48 V	ATLET		106TA2262	110TA3569
	72 V	CAT		C396580	110TA3587
	72 V	CAT		C396581	
SERIES HB3 - 200 AMPS	24 V	YALE		111TA3570	108TA7845
SERIES HB30 - 300 AMPS	24 V	HYSTER		106TA2271	108TA7886
	48 V	CLARK/CAT		106TA2272	108TA7886
	36 V	CAT		C3C5136	108TA7886
	36 V	CAT		C3C7394	108TA7902
	72 V	CAT		C396582	108TA7902
	36 V	CAT		C389705	111TA4050
72 V	CAT		C396578	111TA4050	
SERIES HB36 - 300 AMPS	72 V CONT	KALMAR		107TA1554	108TA8032
SERIES HB38 - 300 AMPS	36 V	CROWN		111TA3571	110TA3591
SERIES HB60	36 V			111TA3572	110TA3555
SERIES HB7 - 200 AMPS	24 V	BT		106TA2268	
	36 V	CAT		C914052	108TA7682
	36 V	CAT		C924667	
	48 V	BT		122TA7498	
SERIES HB70 - 100 AMPS	36 V	CAT		C376870	108TA7837
	72 V	CAT		C396579	108TA7837



Pictures shown are standard versions. Different contact configurations are possible.

PRESTOLITE - AMETEK CONTACTORS

O.E.M. references are purely indicative and do not imply that parts originate from the forklift manufacturer.

CONTACTORS USED FOR: CABLEFORM



SERIES 1000 - 200 AMPS	
<p>SINGLE POLE - NORMAL OPEN</p> <p>12 V 24 V 36 V 48 V 72 V</p>	<p>REF</p> <p>103TA1556 103TA1557 103TA1558 103TA1559 111TA3528</p>
<p>DOUBLE POLE - CHANGE-OVER</p> <p>24 V 48 V 72 V</p>	



SERIES 1100 - 200 AMPS	
<p>SINGLE POLE - NORMAL OPEN</p> <p>24 V 48 V 72 V 80 V</p>	<p>REF</p> <p>103TA1580 103TA1581 103TA1582 103TA1583</p>
<p>SINGLE POLE - CHANGE-OVER</p> <p>24 V 48 V 72 V</p> <p>WITHOUT PANEL</p>	
<p>DOUBLE POLE - CHANGE-OVER</p> <p>24 V 48 V 72 V 80 V</p>	





CONTACTORS USED FOR: CABLEFORM

CABLEFORM CONTACTORS



SERIES 1300 - 120 AMPS

SINGLE POLE - NORMAL OPEN

12 V
 24 V
 24 V WITH DIODE
 36 V
 48 V
 48 V WITH DIODE
 72 V

CONTACT SET WITHOUT ARMATURE PLATE

REF

103TA1618
 103TA1619
 111TA3533
 111TA3534
 111TA3535
 103TA1624
 103TA1622

113TA1126

REF 108TA8203



8 x 12 mm

KIT 1300 NO



1300 NO

SINGLE POLE - CHANGE-OVER

12 V
 24 V
 24 V WITH DIODE
 36 V
 48 V
 48 V WITH DIODE
 72 V

CONTACT SET WITHOUT ARMATURE PLATE

103TA1641
 103TA1642
 111TA3536
 111TA3537
 103TA1644
 111TA3538
 103TA1645

110TA6303

REF 108TA8179



8 x 12 mm

KIT 1300 CO



1300 CO

SERIES 1400 - 250 AMPS

SINGLE POLE - NORMAL OPEN

12 V
 24 V
 36 V
 48 V
 72 V
 80 V

REF

103TA1509
 111TA3539
 103TA1511
 103TA1512
 103TA1513
 111TA3540

REF 108TA8167



15 x 18 mm

KIT 1400 NO



1400 NO

SINGLE POLE - CHANGE-OVER

24 V
 36 V
 48 V
 72 V
 80 V

103TA1539
 111TA3541
 111TA3542
 111TA3543
 103TA1543

REF 108TA8164



15 x 18 mm



KIT 1400 CO



1400 CO

UNIVERSAL SMALL SIZE SOLENOIDS



 = CURVED
 = STANDARD



COPPER CONTACTS • 80 AMPS

12 V	intermittent duty curved bracket	106TA2334
12 V	intermittent duty standard bracket	123TA7733
12 V	continuous duty standard bracket	106TA2333
24 V	intermittent duty standard bracket	123TA7734

REF

SILVER CONTACTS • 150 AMPS

12 V	continuous duty curved bracket	106TA2335
------	--------------------------------	------------------



COPPER CONTACTS • 80 AMPS

12 V	continuous duty standard bracket	106TA2336
------	----------------------------------	------------------

SILVER CONTACTS • 150 AMPS

150 A	12 V	continuous duty standard bracket	106TA2337
100 A	24 V	continuous duty standard bracket	106TA2338
100 A	24 V	continuous duty curved bracket	107TA1566
60 A	36 V	continuous duty standard bracket	106TA2340
60 A	48 V	continuous duty standard bracket	122TA7499
60 A	72 V	continuous duty stand-offs	107TA1567



80 AMPS

12 V		123TA5764 123TA5765
24 V		



ECONOMICAL VERSION • 80 AMPS

12 V	intermittent duty 3 terminals	111TA3726
12 V	intermittent duty 4 terminals	123TA5763



MAC 15D • 150 AMPS

12 V		125TA4561 123TA1937
24 V		

REF 115TA5501



KIT



MAC 15R • 150 AMPS

12 V		123TA1938 123TA1939
24 V		

REF 122TA7677



KIT



UNIVERSAL SOLENOIDS EQUIVALENT TO BOSCH

CONTACTORS



RAVIOLI • NORMAL OPEN

80 AMPS 12 V
 24 V
100 AMPS 12 V
 24 V
 36 V
150 AMPS 12 V
 24 V

FAST-ON TERM.

122TA7516
122TA7501
111TA3714
111TA3715

122TA7502
122TA7503

SCREW TERM.

111TA4052
111TA4053
122TA7507
107TA1564
107TA1565



RAVIOLI • CHANGE-OVER

80 AMPS 12 V
 24 V
 36 V

FAST-ON TERM.

122TA7504
122TA7505
122TA7506

SCREW TERM.



BEST BUY • NORMAL OPEN

150 AMPS 12 V
 24 V

106TA2324
106TA2325



DOUBLE POLE SOLENOID (INO + INC)

140 AMPS 12 V
120 AMPS 24 V

107TA1562
107TA1563



KISSLING

28 VDC DIODE
300 AMPS 48 V

125TA4562
123TA1940



ESSEX - WHITE RODGERS



Type 124 - 100A

12 V
24 V
36 V

REF

107TA1568
107TA1569
122TA7508



Type 124 - 100A

12 V
24 V
36 V

111TA3727
107TA1571
107TA1572



Type 586 - 200A

12 V
24 V
36 V
48 V

122TA7509
111TA4054
122TA7510
123TA9532

- Dust and splash proof



Type 586 - 200A

24 V
36 V

122TA7511
111TA4055



Type 120 - 100A

12 V
24 V
36 V

122TA7512
115TA6891
111TA4056

- Water-resistant
- High temperature-resistant
- High vibration-resistant

O.E.M. references are purely indicative and do not imply that parts originate from the forklift manufacturer.

JAPANESE CONTACTORS

JAPANESE CONTACTORS

SPECIAL OFFER



CHANGE-OVER CONTACTOR

MA11 46 V
used for toyota

NORMAL OPEN

MA20 46 V
used for toyota

NORMAL OPEN

MA22 46 V
used for toyota

NORMAL OPEN

ME 251 36 V

CHANGE-OVER

ME 250 36 V

CHANGE-OVER

MZ11A 46 V
used for toyota

NORMAL OPEN

MX160BC 48 V
used for toyota

CHANGE-OVER

MY 11 M1 48 V

MEIDEN

REF

106TA2347

106TA2348

106TA2349

123TA1941

123TA1943

107TA1573

107TA1574

123TA1945

REF 111TA3716



CONTACT TIP: Ø 10

REF 111TA3717



CONTACT TIP: Ø 10

REF 111TA3718



CONTACT TIP: 15 x 10 mm

REF 123TA1942



REF 123TA1944



REF 115TA1843



CONTACT TIP: Ø 10

REF 115TA1844



CONTACT TIP: 15 x 10 mm

REF 116TA6991



CONTACT TIP: Ø 10





JAPANESE CONTACTORS

KYORITSU KEIKI



SHORT • NORMAL OPEN

46 V
used for toyota

PUMP • NORMAL OPEN

46 V
used for toyota

DRIVE • CHANGE-OVER

46 V
used for toyota

NORMAL OPEN

CM16A 48 V
used for komatsu

CHANGE-OVER

CM16TC 48 V
used for komatsu

NORMAL OPEN

36/48 V
72/80 V
used for nissan

CHANGE-OVER

36/48 V
72/80 V
used for nissan

REF

108TA4149

108TA4150

107TA1575

108TA4151

108TA4152

107TA1577
111TA6192

107TA1576
111TA6193

REF 122TA7513



CONTACT TIP: 10 x 15

REF 122TA7514



CONTACT TIP: Ø 12

REF 122TA7515



CONTACT TIP: Ø 12

REF 108TA8018



CONTACT TIP: 10 x 15

REF 108TA8019



CONTACT TIP: Ø 12

REF 108TA8018



CONTACT TIP: 10 x 15

REF 108TA8019



CONTACT TIP: Ø 12

O.E.M. references are purely indicative and do not imply that parts originate from the forklift manufacturer.

SPECIAL OFFER

JAPANESE CONTACTORS

KYORITSU KEIKI



48 V
used for komatsu

80 V
used for nissan

48 V
used for toyota/komatsu

48 V
used for nissan/TCM

72/80 V
used for nissan

REF

107TA1585

116TA5561

108TA4156

111TA3738

116TA5560

REF 111TA3737



CONTACT TIP: Ø 10

REF 111TA3740



CONTACT TIP: Ø 8

REF 111TA3739



CONTACT TIP: Ø 10



48 V
used for komatsu

123TA1946

REF 123TA1947



48 V
used for komatsu

123TA1948

REF 123TA1949



48 V
used for komatsu

123TA1950

REF 123TA1951



48 V
used for komatsu

123TA1952

REF 123TA1953



JAPANESE CONTACTORS

NYK-NICHIYU



NORMAL OPEN

MS3200	24 V
MS3400	48 V
MS3420	48 V

REF

111TA3719
107TA1578
123TA7644

REF 111TA3720



CONTACT TIP: Ø 9



CHANGE-OVER

MS3203	24 V
MS3403	48 V
MS3423	48 V

116TA5559
107TA1579
123TA7645

REF 111TA3721



CONTACT TIP: Ø 9



CHANGE-OVER • FORWARD REVERSE ASSEMBLY

MS3403	48 V
MS3423	48 V

107TA1580
123TA7646

REF 111TA3722



CONTACT TIP: Ø 9



NORMAL OPEN

48 V

107TA1581

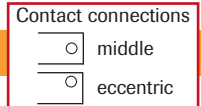
REF 111TA3723



CONTACT TIP: Ø 16



JAPANESE CONTACTORS



HITACHI

NORMAL OPEN



coil height: 36mm 24 V - 15 Ohm (ecc. con.)
 white tape • used for nissan
 48 V - 66 Ohm (ecc. con.)
 red tape • used for TCM

coil height: 48mm 48 V - 66 Ohm (ecc. con.)
 white tape • used for nissan
 48 V - 66 Ohm (ecc. con.)
 red tape • used for TCM
 48 V - 66 Ohm (middle con.)
 yellow tape • used for TCM

REF
108TA4153
111TA3731

111TA3730
115TA6892

111TA3732

REF 111TA3728



ECCENTRIC CONNECTIONS

REF 111TA3729



MIDDLE CONNECTIONS

NORMAL CLOSED



48 V - 66 Ohm (middle con.)
 yellow tape • used for TCM

108TA4158

REF 111TA3733



MIDDLE CONNECTIONS

CHANGE-OVER



coil height: 36mm 24 V - 15 Ohm (ecc. con.)
 white tape • used for nissan

coil height: 48mm 48 V - 66 Ohm (ecc. con.)
 white tape • used for nissan
 48 V - 66 Ohm (ecc. con.)
 red tape • used for TCM
 48 V - 66 Ohm (middle con.)
 yellow tape • used for TCM

108TA4154

108TA4155
115TA6893

111TA3736

REF 111TA3734




ECCENTRIC CONNECTIONS

REF 111TA3735



MIDDLE CONNECTIONS

JAPANESE CONTACTORS




ALBRIGHT
 ALLIS-CHALMERS
 AMEISE
 AMELEC
 ATLET
 BALKANCAR
 BISHAMON
 BOSCH
 BRUNILIFT
 BT
 CABLEFORM
 CATERPILLAR
 CESAB
 CLARK
 CROWN
 ESSLINGEN
 FENWICK
 GENERAL ELECTRIC
 H.B.
 HYSTER
 JUNGHEINRICH
 KOMATSU
 LAFIS
 LANCER BOSS
 LANSING
 LAURAK
 LINDE
 MATRAL
 MIC
 NISSAN
 NYK-NICHIYU
 OM - FIAT
 PEG
 RANSOMES
 SALEV
 SAXBY
 SCHALTBAU
 STEINBOCK
 STILL
 SUGICO
 TECNOCAR
 TELEMECANIQUE
 TCM
 TOWMOTOR
 TOYOTA
 UNELEC
 WAGNER
 YALE





NOTES

Lined area for notes with horizontal ruling lines.



O.E.M. references are purely indicative and do not imply that parts originate from the forklift manufacturer.

FAST MOVING ITEMS




Fig.	type	REF
1	LINDE (silver)	105TA4720
2	LINDE (copper)	105TA4721
3	STILL	106TA2365
4	JUNGHEINRICH	106TA2366
5	CABLEFORM 1300-series	a: 106TA2367 b: 103TA1649 c: 103TA1650 d: 106TA2368

Fig.	type	REF
6	CABLEFORM 1400-series	a: 106TA2369 b: 106TA2370 c: 106TA2371 d: 106TA2372
7	TELEMECANIQUE	106TA2193
8	TELEMECANIQUE	106TA2208
9	HARDELLET	106TA2373
10	HARDELLET	106TA2374

O.E.M. references are purely indicative and do not imply that parts originate from the forklift manufacturer.



USED FOR PRESTOLITE



REF 106TA2245

USED FOR PRESTOLITE



REF 106TA2241

USED FOR LINDE



REF 107TA1587

USED FOR NISSAN



REF 106TA2381

USED FOR NISSAN



REF 106TA2380

USED FOR NYK-NICHIYU



REF 106TA2379

USED FOR NYK-NICHIYU



REF 106TA2378

USED FOR NYK-NICHIYU



REF 106TA2375

USED FOR NYK-NICHIYU



REF 106TA2377


USED FOR NYK-NICHIYU



REF 106TA2376

O.E.M. references are purely indicative and do not imply that parts originate from the forklift manufacturer.

CONTACTS USED FOR GENERAL ELECTRIC SERIES EV1




Width 15,9 - Ø10	Width 19 - Ø19	Width 19 - Ø10	Width 15,9 - Ø15,9
1106TA2390	9106TA2391	17106TA2399	25106TA2407
2106TA2383	10106TA2392	18106TA2400	26106TA2408
3106TA2384	11106TA2393	19106TA2401	27106TA2409
4106TA2385	12106TA2394	20106TA2402	28106TA2410
5106TA2386	13106TA2395	21106TA2403	29106TA2411
6106TA2387	14106TA2396	22106TA2404	30106TA2412
7106TA2388	15106TA2397	23106TA2405	31106TA2413
8106TA2389	16106TA2398	24106TA2406	32106TA2414



CONTACTS USED FOR GENERAL ELECTRIC SERIES EV100

CONTACTS



<p>Width 12,7 - Ø 7,6</p> <p>1106TA2415</p> <p>2106TA2416</p> <p>3106TA2417</p> <p>4106TA2418</p> <p>5106TA2419</p> <p>6106TA2420</p>	<p>Width 19 - Ø 15,9</p> <p>7106TA2421</p> <p>8107TA1588</p> <p>9106TA2423</p> <p>10106TA2424</p> <p>11106TA2425</p> <p>12107TA1589</p> <p>13106TA2427</p> <p>(Length 64 mm)</p>	<p>14106TA2428</p> <p>15106TA2429</p> <p>16106TA2430</p> <p>17106TA2431</p> <p>18106TA2432</p> <p>Width 12,7 - Ø 10,4</p> <p>19106TA2433</p> <p>20106TA2434</p> <p>21106TA2435</p>	<p>23106TA2437</p> <p>(Length 54 mm)</p> <p>Width 12,7 - Ø 12,7</p> <p>24106TA2438</p> <p>25106TA2439</p> <p>26106TA2440</p> <p>27106TA2441</p> <p>28106TA2442</p> <p>29106TA2443</p> <p>30107TA1590</p> <p>(Length 54 mm)</p>
	<p>Width 19 - Ø 10,4</p> <p>22106TA2436</p> <p>(Length 64 mm)</p>	<p>Width 19 - Ø 10,4</p> <p>22106TA2436</p> <p>(Length 64 mm)</p>	

